



Linkedin



Facebook



Wechat



## Weighing Instrument Selection Manual



### General Measure Technology Co.,Ltd.

Address: Room2208, Block A, Building 6, Shenzhen International Innovation Valley,  
Nanshan District, Shenzhen, Guangdong Province, P.R.China.

Tel/Wechat/Whatsapp : +86 185 6585 5789

E-mail: xjlv@szgmt.com

Website: www.gmweighing.com

# ENTERPRISE PROFILE

General Measure established in 1993, as one of China's earliest industrial weighing company who is also a national high-tech enterprise, has over 50 people in the R&D team. For decades, we have been committed to improving the automatic process of industrial weighing and the precision of weighing control.

In 2003, we began to open the overseas market. Since 2006, General Measure dominated the high-end market and occupying more than 25% of the market in China. To expand the global business scale, we have been focusing on overseas markets since 2012. It has been seen that the average sales growth is above 30% every year.

We will continue to provide reliable industrial weighing indicators and equipment with excellent performance and weighing solutions with innovative value to our partners. Listening, Innovating, and Growing together is our value, which guides us to achieve win-win cooperation by helping clients achieve their goals.



**30<sup>+</sup>**  
years  
Industry Experience



**50<sup>+</sup>**  
Country Sales



**200<sup>+</sup>**  
R&D Patents



**2000<sup>+</sup>**  
Applications



# CUSTOMER CASE

## Multi-applications

GM products are widely used in lithium battery, chemical, building materials, foods, feeds, pharmaceutical industries and etc.



Chemical industry



Grain industry



Feed industry



Building materials industry



Logistics industry



Chemical industry



Fertilizer industry



Lithium battery industry



Chemical industry



# Making weighing more accessible.



## 2000+ Global Clients



## CONTENTS

04

### Weighing Transmitter 05

GMT-X1 (Digital Version Available)	05
GMT-X4	07
GMT-H4	10
GMT-P1 (Digital Version Available)	13
GMT-H1 (Digital Version Available)	15
GMT-H2 (Digital Version Available)	17
GMT-H2ex (Explosion-Proof Weighing Transmitter)	19
GM7702	21

### Weighing Controller 23

GMC-X3	23
GMC-X904-2/D	25
GMC-X802-C2/D	27
M04 Series	29
GMC-P7	33
GMC-P7(F8) (Digital Version Available)	35
GM9907 Series	41

### Others 51

Remote Display GM8892/GM8895	51
Junction Box GM-JX-M	53
Junction Box GMA-JB4-Ex	55

# GMT-X1

## Weighing Transmitter

(Digital Version Available)

GMT-X1, a DIN rail-mounted weighing transmitter for industrial automation, can be used in various weighing applications, such as weight checking, loss-in-weight, liquid filling, batching, vessel and silo weighing, etc. Through Bluetooth, it can be connected to Weasy App for configuration and monitoring.



### SOFTWARE HIGHLIGHTS

- Liquid filling software selectable;
- Calibration without weights (by load cell sensitivity value );
- Printer function ;
- Self-testing for I/O and Communication port ;
- Self-editable boot screen.



### HARDWARE HIGHLIGHTS

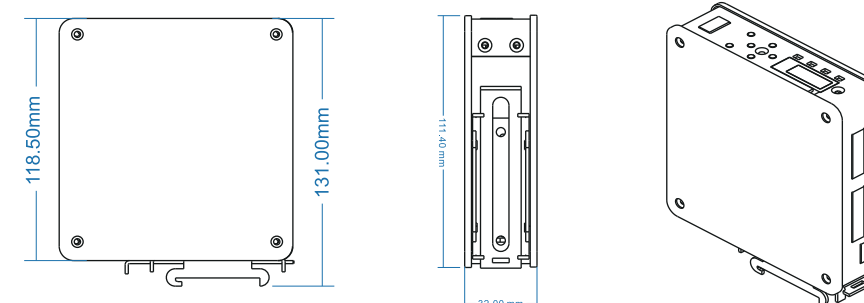
#### Simulation/Digital Version

- Stainless steel case with compact design;
  - Different configuration choice, a variety of combinations ;
  - Standard:RS485 + RS485/RS232(Selectable)
- Option 1** 3 input 5 Output or 3 input 4 Output relay (Optional);
- Option 2** RS485+ 16bit Analog or 2 input 4 Output or CAN ;
- Option 3** Modbus TCP or Ethernet/IP or Profinet or Profibus DP
- or CCLink IE or Ethercat ;
- (Hardware Option1,2,3 can be selected at the same time);
- Bluetooth Communication.



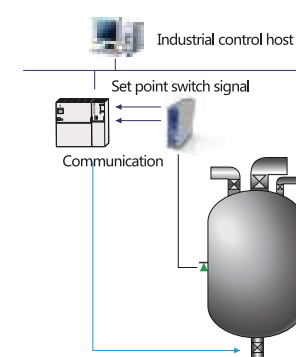
### Specifications

	Model	GMT-X1	GMT-X1 Digital Version
General Specifications	Power Supply	DC 24V(12~30VDC)	
	Working temperature	-10°C~40°C	
	Maximum humidity	90% RH.without dew	
	Approval standards	OIML R76, ClassIII 6000 e, 1 μ V/e	
	Power consumption	About 5W	
Measurement Parameters	A/D performance	24 bit Delta-Sigma	N/A
	A/D conversion speed	50~960 times/sec	N/A
	Non-linearity	0.01%F.S	N/A
	Gain drift	10PPM/°C	N/A
	Input sensitivity	0.1μV/d	N/A
	Display Accuracy	1/1,000,000	1/1,000,000
	Weighing Platform Requirement	1 simulation scale interfacecan connect up to 8 load cells with 350Ω, Support sensitivity in 1mV/V、 2mV/V、 3mV/V	1 standard RS485 digitalloadcell interface
	Sensor power supply	DC 5V 200mA(Max)	DC12V 250mA, up to connect with 8 digital load cells

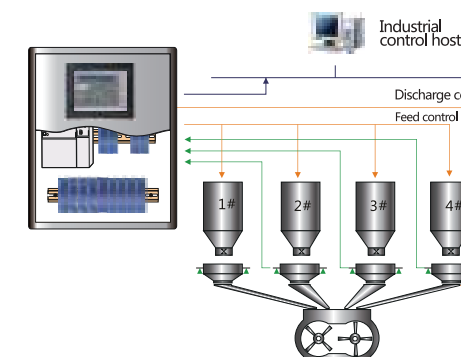


\*Specification and dimension may be upgraded, please consult sales manager for the latest info.

### Application



Set point weighing application



Multi-material batching application



# GMT-X4

## Four-Channel Weighing Transmitter



GMT-X4 is a DIN rail mounted weighing transmitter with four-channel. It has the characteristics of compact design, stable performance, and easy operation, which can be used for various weighing applications, such as weight checking, loss-in-weight, liquid filling, batching, vessel and silo weighing, etc.

## HARDWARE HIGHLIGHTS

- Stainless steel housing with compact design (62 X 134 X 128mm);
- Different configuration choices, a variety of combination;

### Standard

- ① 4-channel of 6-wire load cell interfaces;
- ② RS485 & RS232 ;
- ③ 4 Input 8 Output I/O.

**Option 1** Modbus TCP /IP or EtherNet/IP or ProfiNet or EtherCat or CCLink IE;

**Option 2** 4-channel analog output;

**Option 3** CAN communication;

(Option1, 2, 3 can be selected at the same time.)

## SOFTWARE HIGHLIGHTS

- Zero point reset function: support resetting the zero point as before power failure when re-powering;
- Theoretical value calibration, stable within 3s of the calibration process automatically;
- Remote monitoring and configuration by PC with Modbus TCP connecting up to 6 devices at once;
- Input anti-vibration function, which time can be set.



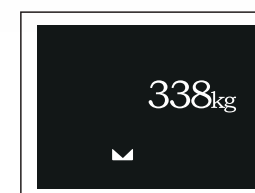
# GMT-X4

## Weighing Transmitter (Intelligent Junction box)

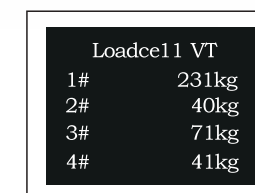


GMT-X4 weighing indicator with intelligent junction box built in can easily monitor the defaulted load cell.

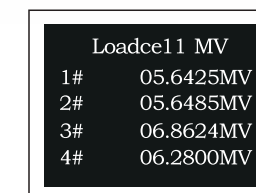
## FEATURES



- Main display
- Up to 6 digits



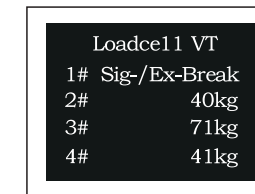
- Weight display
- Individual load cells



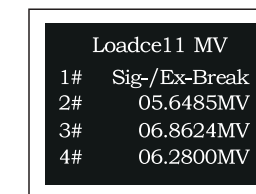
- Millivolt display
- Individual load cells



- Main display
- Error notice
- Load cell failure



- Weight display
- Error notice
- Defaulted load cell



- Millivolt display
- Error notice
- Defaulted load cell

## HARDWARE HIGHLIGHTS

- Stainless steel housing with compact design(62X134X128mm);

### Standard

- ① 4-channel of 6-wire load cell interfaces;
- ② RS485 & RS232;
- ③ 4 Input 8 Output I/O;

**Option 1** Modbus TCP /IP or EtherNet/IP or ProfiNet or EtherCat or CCLink IE;

**Option 2** 1-channel analog output;

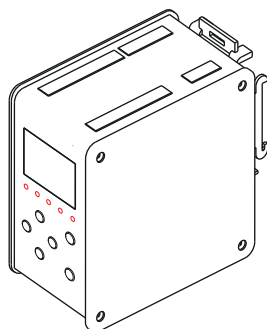
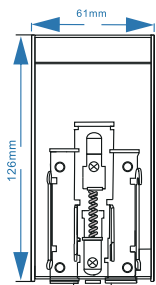
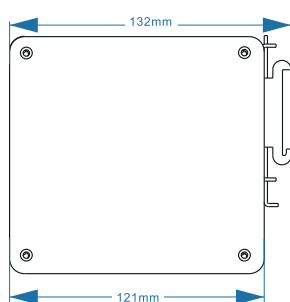
**Option 3** CAN communication;

(Option1, 2, 3 can be selected at the same time.)



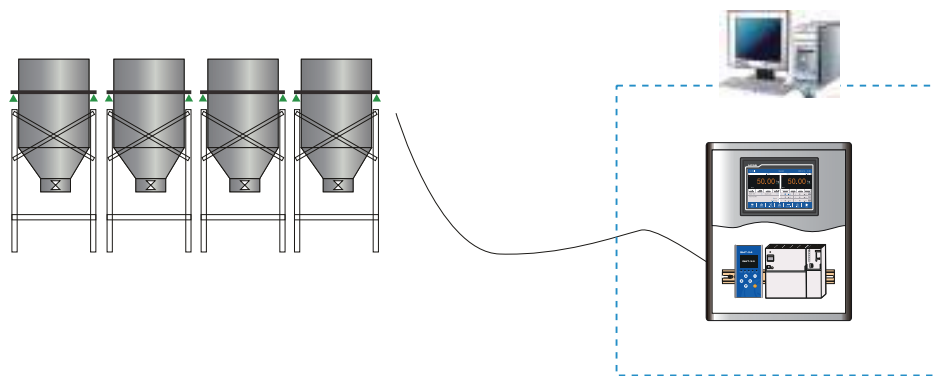
## Specifications

General Specifications	Model	GMT-X4
	Power	DC 24V $\pm$ 5%
	Size	62mm $\times$ 134mm $\times$ 128mm
	Weight	Approx. 880g
	Operating Environment	-10 $\sim$ 40°C; 90%R.H, No Condensation
	Storing Environment	-40 $\sim$ 60°C; 90%R.H, No Condensation
	Power Dissipation	10W
Measurement Parameters	Weighing Platform	5V, 200mA(MAX)/channel
	Excitation Voltage	
	Weighing Platform Requirement	4 simulation scale interface, can connect up to 40 load cell with 350 $\Omega$ , support sensitivity 1mV/V, 2mV/V, 3mV/V
	Sensitivity	0.1uV/d
	Non-Linearity	0.01% F.S
	A/D Conversion Speed	50/60/100/120/200/240/400/480/800/960/SPS
	Maximum Display Accuracy	1/1,000,000



\*Specification and dimension may be upgraded, please consult sales manager for the latest info.

## Application



Multi-material batching application

# GMT-H4

## Four-channel Weighing Transmitter



GMT-H4 is a four-channel weighing indicator, designed for the weighing system with multiple load cells, specially for large weighing range. It is stable and easy to operate, which can be widely used in various weighing applications: silo weighing, batching, liquid filling, etc.



## HARDWARE HIGHLIGHTS



- Wall mount or panel mount installation available, stainless steel case;
- IP65 for wall mount case and front panel;
- Four independent load cell input channels;
- Two-screen display: LED and OLED;

### Configuration interface:

**Standard:** 1 RS485 and 1 RS232;

**Optional:** ① 4 inputs 6 outputs I/O; ② Modbus TCP/IP;  
③ Profinet/Ethernet IP/CC-Link IE;



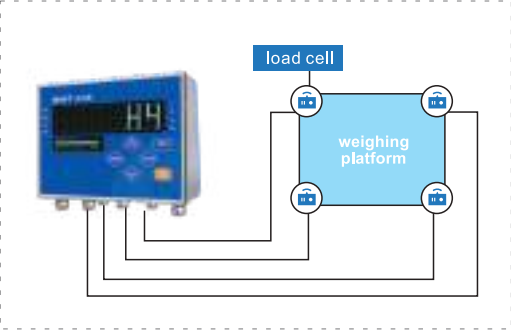
## SOFTWARE HIGHLIGHTS

- Two-screen with Chinese and English display, easy to operate;
- Four-channel combination mode for digital weighing system;
- Each load cell's data can be checked in detail;
- Intelligent load cell installation and automatic angular difference adjustment;
- Calibration without weight function by higher accurate load cell parameters;
- Support special weighing system, each channel can be involved in different ranges and different sensitivity of the load cell;
- Preset point output



Usage:

- Multiple load cells can connect to the GMT-H4 directly without junction box;
- Bright LED main screen displays the total weight allowing to see under sunshine or long distance;
- OLED screen can check each load cell's weighing data in detail.



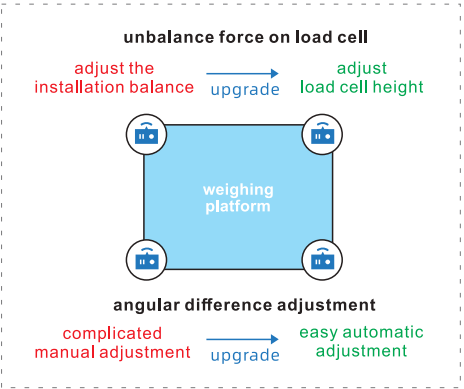
#1 Weight: 130kg  
#2 Weight: 120kg  
#3 Weight: 120kg  
#4 Weight: 120kg

#1 VOLT: 0.4845mV <15.0000mV  
#2 VOLT: 0.4836mV <15.0000mV  
#3 VOLT: 0.4836mV <15.0000mV  
#4 VOLT: 0.4836mV <15.0000mV

#1 PRES: 640kg < 900000kg  
#2 PRES: 640kg < 900000kg  
#3 PRES: 640kg < 900000kg  
#4 PRES: 640kg < 900000kg

Load Cell Installation:

- GMT-H4 can remind the force data during load cell installation. Adjust the height of load cell according to the force of each load cell;
- Automatic adjustment of the angular difference, to avoid the repeated adjustment process.



2821 Angle Correct Samp  
press 1 corner, Enter

<Angle Correct Coef>  
2821 CH1 Correct Coef: 1.00000  
2822 Ch2 Correct Coef: 1.00000  
2823 Ch3 Correct Coef: 1.00000

#1: 0.4839mV #2: 0.4831mV  
#3: 0.4831mV #4: 0.4832mV  
Install OK

Early Warning Function:

- GMT-H4 has detection and early warning functions which is helpful for users to intuitively understand the working state of the weighing system. It can detect and remind the below problems:

Unbalance load	Installation base subsidence	Load cell damage	Load cell wiring failure	Emergency use
GMT-H4 can detect the load at different positions on the weighing platform to avoid the weighing error caused by partial load.	GMT-H4 can identify changes or settlement of the foundation to prevent inaccurate weighing due to unstable foundation.	GMT-H4 can real time monitor the load cell status and identify the load cell damage to ensure the weighing accuracy.	GMT-H4 can real time monitor the load cell wiring status for identifying and reminding the fault immediately.	When the load cell damaged, GMT-H4 can switch the load cell to emergency use mode to make sure the production runs well.

Scale body tilt  
any key clear alarm

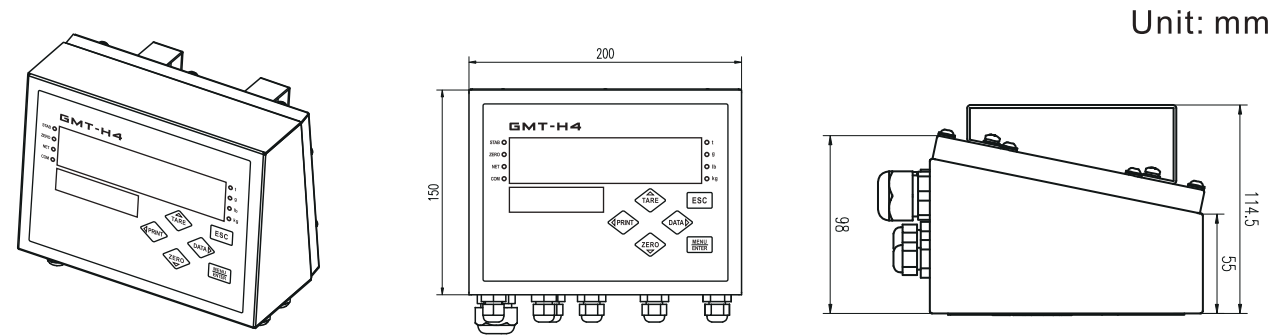
#1 Weight: 19.00kg  
#2 Weight: 19.00kg  
#3 Weight: 19.00kg  
#4 Weight: Loadcell Tilt

#1 Weight: 19.00kg  
#2 Weight: 19.00kg  
#3 Weight: 19.00kg  
#4 Weight: LC broken

#1 Weight: 3.50kg  
#2 Weight: 3.50kg  
#3 Weight: 3.50kg  
#4 Weight: No LC or EX Error

Specifications


General Specifications	Model	GMT-H4
	Power	DC 24V ± 10%
	Certificated Environment	-10 ~ 40°C; 90%R.H no condensation
	Operating Environment	-40 ~ 70°C; 90%R.H no condensation
	Power Consumption	Approx. 20W
	Calibration standard	ClassIII 6000e, 1μV/e
Measurement Parameters	Size	200mm x 150mm x 120mm
	Load Cell Channel	Four independent analog load cell input channels
	Nonlinearity	0.01%F.S
	Gain Drift	10 PPM/°C
	Sensitivity	0.01μV/d
	Load Cell Power	DC5V, 200mA(Max)
	Maximum Display Accuracy	1/100000
	A/D Sampling Rate	50/100/200/400/800Hz



Unit: mm

\*Specification and dimension may be upgraded, please consult sales manager for the latest info.

Application



Schematic diagram of weighing data transmission

# GMT-P1

## Weighing Transmitter

(Digital Version Available)



The GMT-P1 is a panel/harsh-mounted weighing transmitter that offers exceptional reliability, advanced filtering, and tested ability to perform stably under interference of harsh industrial environments. It is customized for dynamic weighing systems with the highest demand for reliability, response speed and accuracy.



## FEATURES

- OIML R76 approval;
- With second generation anti-vibration filter;
- Support calibration without weights;
- 1,000,000 weight resolution ability;



## HARDWARE HIGHLIGHTS

### Standard

- RS232 or RS485 selectable by switch;
- 1 input 2 output I/O;

### Options

- Single network port, support Modbus;
- Dual network ports, support ModbusTCP (No serial ports);
- Profinet or Ethernet IP or EtherCAT or CCLink IE (No serial ports);
- Analog output.

### Digital Version

#### Standard

- RS232 or RS485 selectable by switch;
- RS485 for digital loadcell interface;
- 1 input 2 output I/O;

#### Options

- 16-bit analog output (Voltage/Current Type);

CC-Link IE

EtherCAT

PROFINET

EtherNet/IP

Modbus TCP/IP

ANALOG OUTPUT

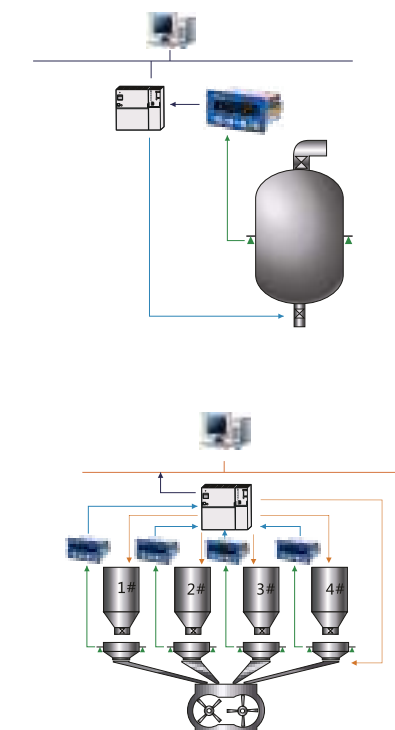
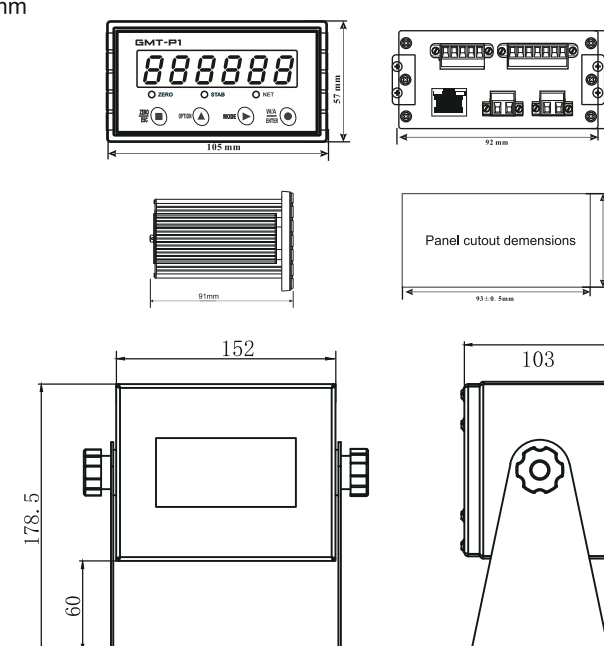
RS485/RS232

## Specifications

General Specifications	Model	GMT-P1	GMT-P1 Digital Version
	Power	DC 24V±5%	
	Working temperature	-10°C~40°C	
	Maximum humidity	90% RH.without dew	
	Approval standards	OIML R76, ClassIII 6000 e, 1 μ V/e	
	Power consumption	About 10W	
Measurement Parameters	A/D performance	24 bit Delta-Sigma	N/A
	A/D conversion speed	30/60/120/240/480/960 times/sec	N/A
	Non-linearity	0.01%F.S	N/A
	Gain drift	10PPM/°C	N/A
	Input sensitivity	0.01μV/d	N/A
	Maximum input voltage	0~15mV	N/A
	Display Accuracy	1/1,000,000	1/1,000,000
	Load cell excitation	DC 5V,200mA(Max),Up to 8 load cells (350Ω) can be connected	DC12V, 250mA, up to connect 8 digital load cells
	Dust/water protection	The IP65 display when mounted into a panel	

## Application

Unit:mm



\*Specification and dimension may be upgraded, please consult sales manager for the latest info.



# GMT-H1

## Weighing Transmitter

(Digital Version Available)



GMT-H1 weighing transmitter is designed for industrial weighing application. It's harsh mount, IP65 protection widely used in silo and vessel weighing field.



## FEATURES



- Anti-dust and waterproof harsh mount case;
- 6-wire load cell interfaces, connecting up to 8 load cells in 350Ω;
- Support theoretical data calibration;
- Support GPRS, Modbus-RTU, Modbus-TCP/IP, RS485 for communication;
- The function of automatic upload relevant weighing data;
- Through IO port to get the information of material level.



## DIGITAL VERSION

### Standard

- RS485 for digital load cell interface;
- RS485 support ModbusRTU;
- Standard network port, support ModbusTCP;
- 3 inputs 3 outputs, 3 self-defined I/O (input or output);

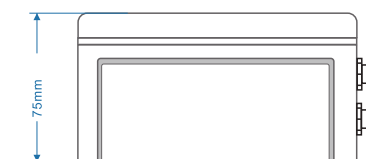
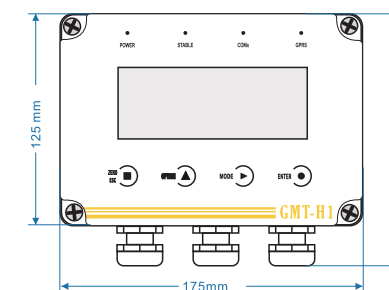
### Options

- GPRS data transmission function;



## Specifications

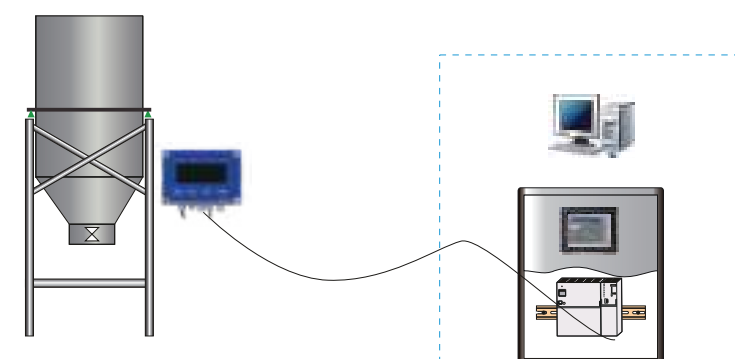
	Mode	GMT-H1	GMT-H1 Digital Version
General Specifications	Power	AC 90~260V 50Hz(or 60Hz)±2%	
	Temperature	-20°C~60°C;90% RH.without dew	
	Power consumption	About 10W	
	Weights	750g	
	A/D conversion	24 bit Delta-Sigma	N/A
Measurement Parameters	Sampling rate	Sampling rate, initial value:100times/sec, range: 50,60,100,120,200,240,400,480 times/sec	N/A
	Nonlinearity	0.01%F.S	N/A
	Gain drift	10PPM/°C	N/A
	Sensitivity	0.1μV/d / 0.5μV/d	N/A
	Input range	Max 0.02~15mV	N/A
	Maximum display accuracy	1/100,000	1/100,000
	Weighing platform load cell	1 simulated weighing platform load cell interface can connect up to 8 load cells that is in 350Ω, and the sensitivity in 1mV/V、2mV/V、3mV/V.	1 digital load cell interface, up to connect to 8 load cells
	Load cell excitation	DC 5V 200mA(Max)	DC 12V 250mA
I/O Interfaces and Communications	RS485(Standard); Support ModbusRTU, continuous transmission protocol		
	RJ45(Standard); Support Modbus-TCP, continuous transmission protocol		
	GPRS data transmission function		
	Fixed IO: 3 Input, 3 Output		
	Optional IO: 3 more (can be selfdefined as output or input)		



Unit : mm

\*Specification and dimension may be upgraded, please consult sales manager for the latest info.

## Application



The high-speed transmission

# GMT-H2

## Weighing Transmitter

(Digital Version Available)



GMT-H2 is a wall/desk-mount weighing transmitter, with stainless steel shell which reaches IP65 protection. 2-inch LED display with 6 digits and 6 indicator lights. It can be widely used in the industrial automation fields, such as silo weighing, platform weighing, weight checking, loss-in-weight, liquid filling, batching, and so on.

### HARDWARE HIGHLIGHTS



#### Standard

- 2 RS485, 1 RS232 ports;
- 4 in 6 out I/O ports;

#### Options

- 1 analog output;
- Modbus TCP, or Profinet(support Siemens PLC connection), or Ethernet IP (Omron or Schneider PLC connection) or EtherCAT (developing phase,Omron or Schneider PLC connection) or CCLink IE.



### SOFTWARE HIGHLIGHTS

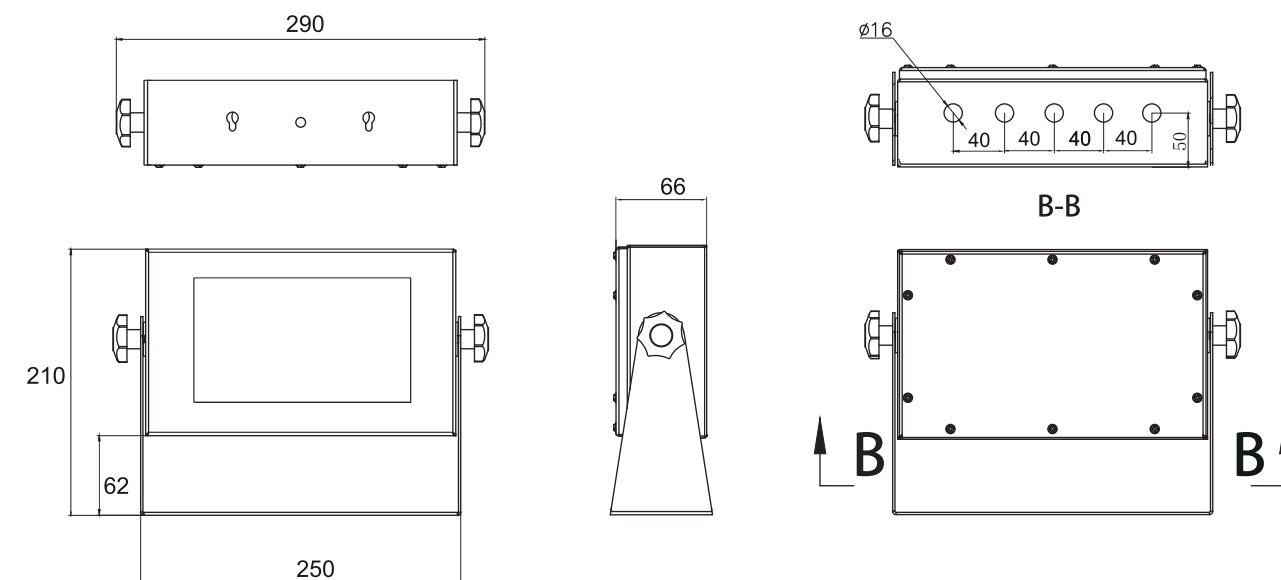
- Zeroing and taring functions;
- Analog functions;
- Serial port communication functions;
- Simple weighing functions: weight collect, filter and display;
- Calibration with or without weights, support 5 points calibration with weights;
- Print function;
- I/O preset point function;

### Specifications

General Specifications	Model	GMT-H2
	Power Supply	DC 24V ( 12~30VDC )
	Working temperature	-10°C~40°C
	Maximum humidity	90% RH.without dew
	Approval standards	OIML R76, ClassIII 6000 e, 1 μ V/e
	Power consumption	About 10W
Measurement Parameters	A/D performance	24 bit Delta-Sigma
	A/D conversion speed	30/60/120/240/480/960 times/sec
	Non-linearity	0.01%F.S
	Gain drift	10PPM/°C
	Input sensitivity	0.1μV/d
	Maximum input voltage	0~15mV
	Display Accuracy	1/1,000,000
	Load cell excitation	DC 5V,200mA(Max),Up to 10 load cells(350Ω) can be connected

### Dimension

unite:mm



\*Specification and dimension may be upgraded, please consult sales manager for the latest info.



# GMT-H2ex

## Explosion-Proof Weighing Transmitter



GMT-H2ex is a harsh mount explosion-proof weighing transmitter. With a high-strength cast aluminum case and build-in safety barrier, it provides double protection at enclosure and circuit levels. 2-inch 6 digits LED display, 4 metal button, are designed for precise weighing and transmitting in hazardous environments.



### HARDWARE HIGHLIGHTS



#### Standard

- 2 RS485, 1 RS232 ports;
- 4 in 6 out I/O ports;

#### Options

- 1 analog output;
- Modbus TCP, or Profinet(support Siemens PLC connection), or Ethernet IP (Omron or Schneider PLC connection) or EtherCAT (developing phase, Omron or Schneider PLC connection) or CCLink IE.



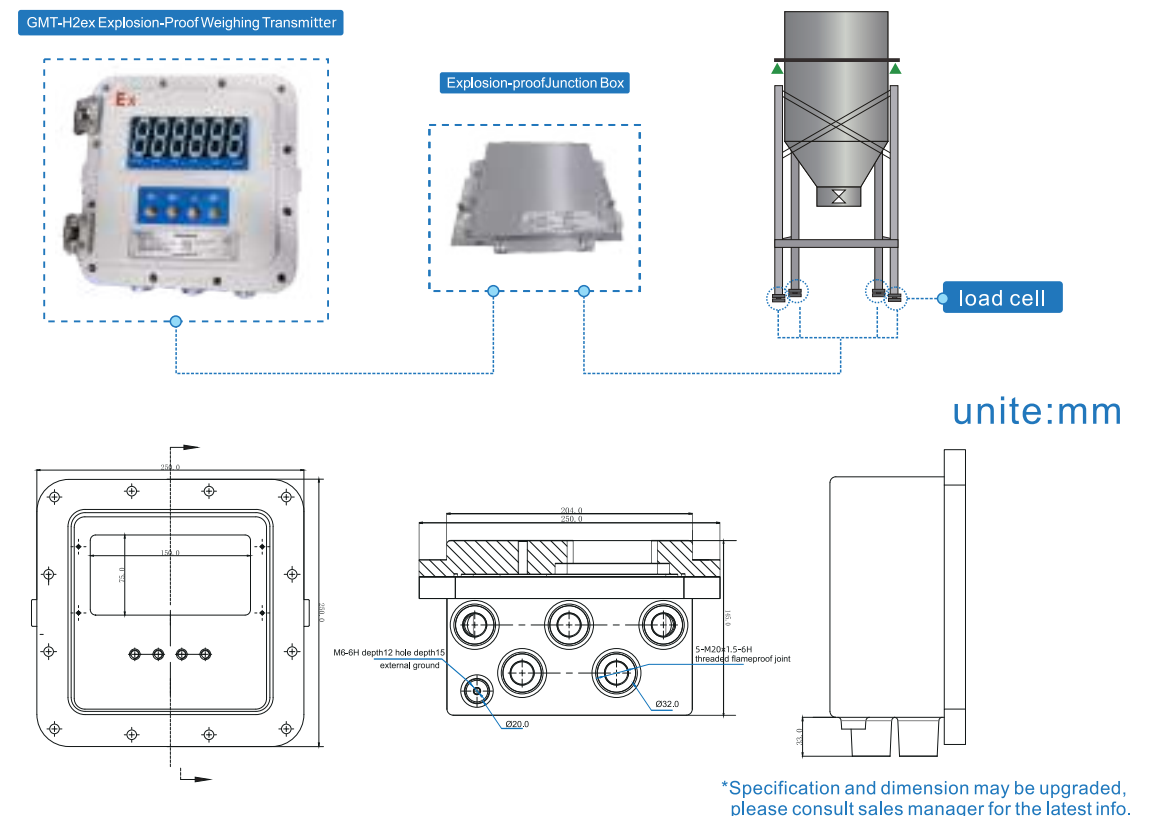
### ADVANTAGES & FEATURES

- Explosion-proof certification, explosion-proof mark: Ex db [ia IIC Ga] IIB T6 Gb;
- A high-strength cast aluminum case provides strong protection;
- Build-in intrinsic safety barrier simplifies connection to intrinsic safety load cell;
- 110V-220V AC or 24V DC power input, meeting diverse industrial needs.

### Specifications

General Specifications	Model	GMT-H2ex
	Power Supply	110V-220V AC / 24V DC
	Working temperature	-10°C~40°C
	Maximum humidity	90% RH.without dew
	Power consumption	About 10W
	Approval standards	ClassIII 6000 e, 1 $\mu$ V/e
	Ex marking	Ex db [ia IIC Ga] IIB T6 Gb
	Intrinsic safety parameters	Um: 250V; Uo: 6.3V; Io: 424mA; Po: 0.67W; Co: 24 $\mu$ F;Lo: 0.15mH.
Measurement Parameters	A/D performance	24 bit Delta-Sigma
	A/D conversion speed	30/60/120/240/480/960 times/sec
	Non-linearity	0.01%F.S
	Gain drift	10PPM/°C
	Input sensitivity	0.1 $\mu$ V/d
	Maximum input voltage	0~15mV
	Display Accuracy	1/1,000,000
	Load cell excitation	DC 5V,200mA(Max),Up to 10 load cells(350 $\Omega$ ) can be connected

### Application



# GM7702

## Weighing Transmitter



GM7702, a digital weighing transmitter with the standard dimension, is suitable for mounting on DIN rail in many industrial fields. Small size and compact design make it ideally integrate with whole weighing sector. Due to its high practicability, stability and easy operation, GM7702 can be widely applied to the industry of feeds, chemical, concrete and bitumen mixing, metallurgy smelting, etc.



## DESCRIPTION



### Standard

- With RS232 and RS485 serial ports and support remote control;
- Support tare, preset tare function;
- Equipped with 2 IN 3 OUT I/O module.



### Compact Design

- Small size and compact design with standard 35mm DIN mounting;



### Optional Communication

- Optional 16bit high-precision analog output: 0~24mA, 0~5V, 0~10V and user-defined analog output.



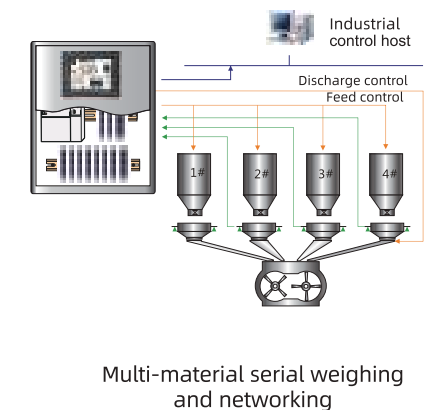
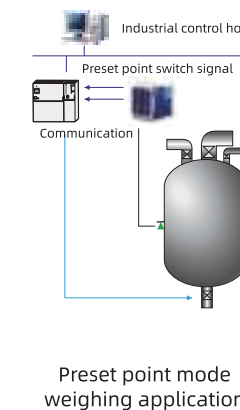
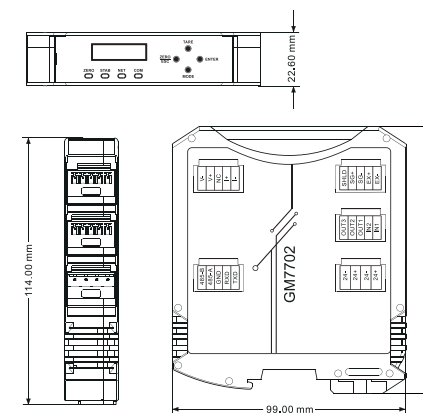
RS485/RS232

## Specifications

General Specifications	Model	GM7702
	Power Supply	DC 24V
	Working temperature	-10℃~40℃
	Maximum humidity	90% R.H without dew
Measurement Parameters	A/D performance	24 bit Delta-Sigma
	A/D conversion speed	120/240/480 t/s
	Non-linearity	0.01%F.S
	Gain drift	10PPM/℃
	Input sensitivity	0.02μV/d
	Input range	-15mV~15mV
	Maximum display accuracy	1/100,000
	Load cell power	DC 5V 100mA(Max)
I/O Part	Input impedance	10MΩ
	Zero steady range	-15mV~15mV(Load cell 3mV/V)
	Inputs	2,active low Zero/tare/trigger preset point n (n=1/2/3/4)
	Outputs	3,single drive current 500mA Stabilization/Overflow/Trigger Point n Output (n=1/2/3/4)/Upper/Middle/Lower Limit

## Application

Unit:mm



\*Specification and dimension may be upgraded, please consult sales manager for the latest info.



# GMC-X3

## Loss-in-Weight Controller



GMC-X3 is a rail-mounted loss-in-weight scale control module for high precision continuous dosing applications, capable of reliable, accurate and stable dosing of liquid, powder, granular and flake dry bulk materials, reducing material waste and improving mixture consistency. It is mainly used in chemical, plastic, rare earth smelting and other industries.

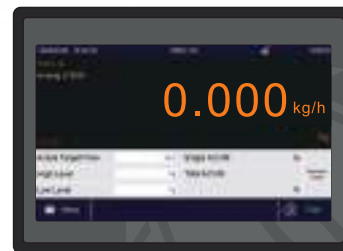
## Functions & Features

### Weasy Functions


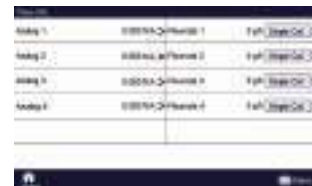
- **Standard** 1.92-inch OLED display
- **Optional** Weintek 7-inch or 10-inch touch screen, well-designed interface, easy operation.
- Two permissions, prevents operator error;
- Modular design, Clear simple interface and easy operation.
- Support 4 points flow calibration, single point flow calibration, more accuracy;
- Historial data check and excel export.



• Standard



• Optional



### Hardware Features

- Stainless steel case, IP65 protection;
- USB Port, Easy to upgrade and import/export data;
- **Standard**
  - 6-wire load cell interface;
  - 1 analog output interface;
  - 1 RS485, 1 RS232 interface with isolation;
  - 4 inputs and 4 outputs + 4 self-defined transistor input or output interfaces;
  - A standard network port for Modbus TCP
- **Options**
  - Dual network ports for Modbus TCP or Profinet;
  - 1 Analog input (current/voltage optional)+1 analog output interface;



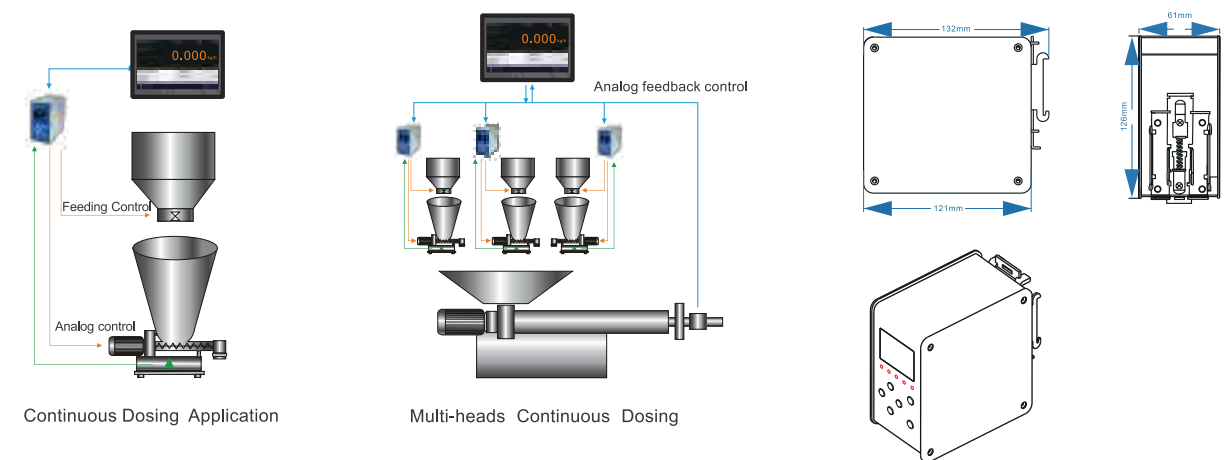
### Software Features

- New generation flow control algorithm, more stable;
- Support analog calibration, automatic/manual calibration of flow rate;
- Automatic locking and unlocking function for flow interference;
- Support two devices to access the instrument parameters function simultaneously (ModbusTCP);
- **Working modes**: ① Flow calibration mode;
- ② Flow rate presetting and flow rate giving mode;
- ③ PID control mode, segment control mode;
- Threshold anti-interference function, which makes the working process of the instrument more stable;
- Multi-material function, support up to 10 sets of material parameters, convenient to switch between different material parameters;

## Specifications

General Specifications	Model	GMC-X3
	Power Supply	DC 24V ( 18~36VDC )
	Approved Environment	-10°C~40°C
	Maximum humidity	90% R.H without dew
	Testing standards	Class III 6000 e, 1 μ V/e
	Power Dissipation	15W
Measurement Parameters	Load cell excitation voltage	5V 200mA(MAX)
	Load cell connection	1load cell interface , 6-wire with compensation , up to 8 load cells with 350Ω, support 1mV/V、2mV/V、3mV/V sensitivity.
	Analog Input Range	0~15mV
	Input sensitivity	0.1μV/d
	Non-Linear	0.01%F.S
	A/D Conversion	480 times/sec
Communication Interface	Display Accuracy	1/1,000,000
	Standard	<ul style="list-style-type: none"> <li>• 1 analog output interface</li> <li>• 1 RS485, 1 RS232 interface with isolation</li> <li>• 4 inputs and 4 outputs + 4 self-defined transistor input or output interfaces;</li> <li>• A standard network port for Modbus TCP</li> </ul>
Optional	Optional	<ul style="list-style-type: none"> <li>• Dual network ports for Modbus TCP or Profinet</li> <li>• 1 Analog input (current/voltage optional) + 1 analog output interface;</li> </ul>

## Application



\*Specification and dimension may be upgraded, please consult sales manager for the latest info.

# GMC-X904-2/D

## Packing Controller



GMC-X904-2/D single or double hopper packing controller is a DIN rail-mounted weighing controller developed for packaging machine. Stainless steel case provides strong capability in anti-interference. The new algorithm makes the weighing control faster and more accurate. It can be widely used in feed, chemical, grain and other industries.



## HARDWARE HIGHLIGHT



- Stainless steel case with compact design (61\*132\*126mm);

**Standard:** ①1 RS232 and 1 RS485; ② I/O 12 input and 16 output.

**Optional:** Single or dual network port: support Modbus TCP/IP.



## SOFTWARE HIGHLIGHT

- Support hopper/non hopper/big bag/bulking scale structure;

**Multiple working modes:** pneumatic feeding/discharging; motor feeding/discharging;

**Clamping and loosening bag modes:** Pneumatic, stepping motor, motor single-limit, motor double-limit optional;

- Batches setting function;
- Material level control function;
- I/O logic programming control function;
- Multiple Digital Filtering;
- Automatic Zero Tracking;

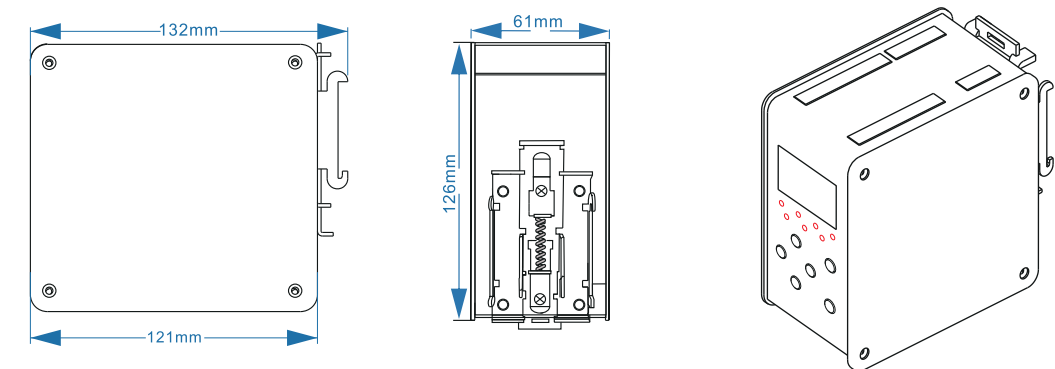
**Weighing and peripheral functions:**

- Auxiliary Pulse;
- Multiple Bag Tapping Modes;
- Sewing Machine Control;
- Discharge Vibration;
- Conveyor Control;
- Printing Function.



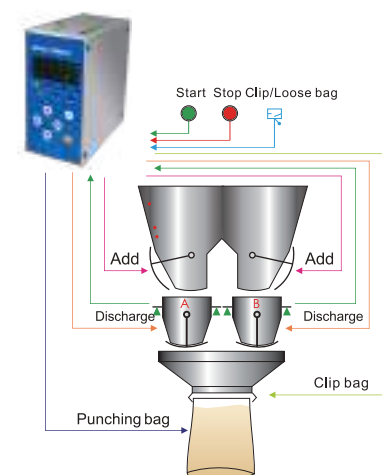
## Specifications

General Specifications	Model	GMC-X904
	Power	DC24V $\pm$ 5%
	Size	61mm×132mm×126mm
	Working Environment	-10~40°C
	Max. Humidity	90%R.H No Condensation
	Power Dissipation	Approx. 15W
Measurement Parameters	Weighing Standard	ClassIII 6000e, 1 $\mu$ V/e
	A/D Conversion	24bit Sigma-Delta
	A/D Speed	120/240/480/960 SPS
	Non-Linearity	0.01%FS
	Gain Drift	10 PPM/°C
	Sensitivity	0.02 $\mu$ V/d
	Input Millivolt	0.02~15mV
	Load cell Power	DC5V, 125mA(Max)
	Input Impedance	10MQ
	Zero Steady Range	Maximum 0.002~15mV(Load Cell 3mV/V)

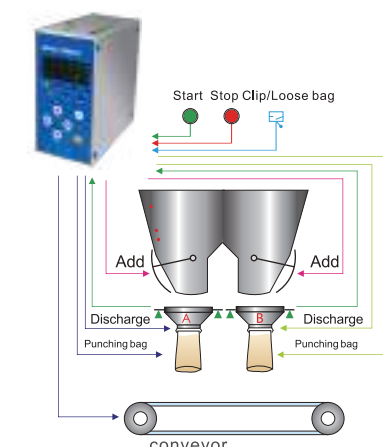


\*Specification and dimension may be upgraded, please consult sales manager for the latest info.

## Application



Duplex Packing Controller with Hopper



Duplex Packing Controller without Hopper



# GMC-X802-C2/D

## Linear Feeder Controller



The GMC-X802-C2/D is a weighing module developed for linear feeder packing systems with vibrators. Single scale (C2) or dual scale (CD) are selectable. The new algorithm makes the weighing control faster and more accurate. Various communication ports make the equipment easier to connect with the system. it is suitable for weighing powdery or small granular materials, such as sugar, salt, seeds, rice, sesame, spice, milk powder, coffee, washing powder, etc.



## Hardware Interface



### Standard:

- 2 RS485 Communication: for PC, PLC, printer, tag printer, remote display, or other external device;
- USB: used for program upgrade and parameter import, export and backup;
- 10 Input/20 Output I/O ports: for starting, stopping, discharging, feeding, I/O definable for different applications;
- **C2:** 1load cell interface: for the 6-wire load cell scale;  
**CD:** 2 load cell interface: for the 6-wire load cell scale, 1 interface can connect up to 8 load cells with 350Ω;

### Options:

- Single/dual internet ports: support Modbus TCP;
- **C2:** 1/2 analog interfaces, output range: 0~5V, 0~10V, 0~24mA, 4~20mA;  
**CD:** 2/4 analog interfaces, output range: 0~5V, 0~10V, 0~24mA, 4~20mA.

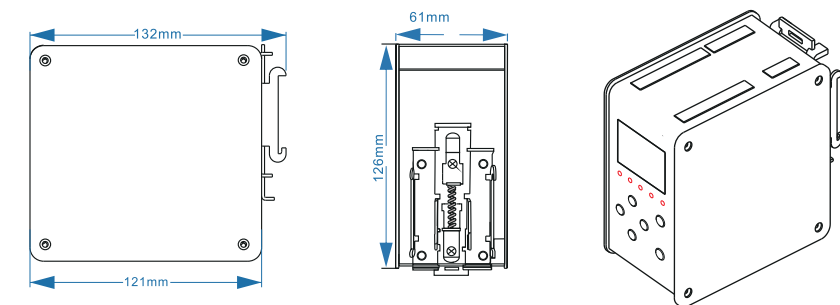


## Functions

- DIN rail mount, save space;
- With screen and buttons for easy operation;
- For dual packing scales, up to 3 controllers for 6 packing scales interlocking without PLC;
- McgsPro program sample code of single / double / four / six scales can be provided;
- Various feeding mechanisms: vibrator, air cylinder, stepper/servo motor;
- Various discharging mechanisms: pneumatic, common motor, stepper motor, etc.;
- Support for batching management, bag clamp/loosen, material level control, over-under alarm and under-level feed;
- Support analog self-search, lead adaptive function, reduce the difficulty of debugging, to achieve intelligent system.

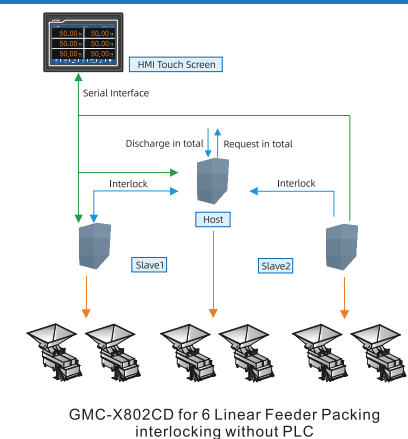
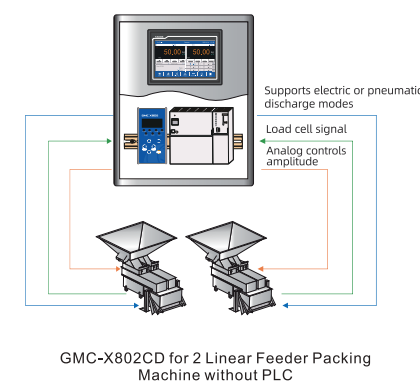
## Specifications

General Specifications	Model	GMC-X802-C2/D
	Power	DC 24V ±5%
	Working Temperature	-10 ~ 40°C
	Humidity	90%R.H no condensation
	Power Consumption	Approx. 5W
	Calibration standard	ClassIII 6000e, 1μV/d
	Size	61mm x 132mm x 126mm
Weighing Parameters	A/D Conversion	24 bits Delta-Sigma
	Nonlinearity	0.01%F.S
	Gain Drift	10 PPM/°C
	Sensitivity	0.1μV/d
	Input range	0.02~11mV (load cell: 2mV/V)
	Load Cell Power	DC5V, 125mA(Max)
	Input Impedance	10MΩ
Hardware Interfaces	Zero Adjustment Range	Max 0.02~8mV (load cell: 2mV/V)
	Load Cell Interface	<b>C2:</b> 1load cell interface: for the 6-wire load cell scale; <b>CD:</b> 2 load cell interface: for the 6-wire load cell scale, 1 interface can connect up to 8 load cells with 350Ω;
	I/O Interface	10 IN 20 OUT transistor interfaces (PW1-PW6 is PWM output)
	Communication Interface	2 RS485 communication interfaces Modbus TCP optional
	Analog Interface	<b>C2:</b> 1/2 analog interfaces, output range: 0~5V, 0~10V, 0~24mA, 4~20mA <b>CD:</b> 2/4 analog interfaces, output range: 0~5V, 0~10V, 0~24mA, 4~20mA



\*Specification and dimension may be upgraded, please consult sales manager for the latest info.

## Application



# M04

## Weighing Controller Plastic Version



M04 weighing controller is designed for dynamic weighing applications like: packing, bulking, and liquid filling, widely used in grain and seeds, feeds, fertilizer, cement and concrete, and the chemical industries.

## DESCRIPTION



### Application Software

#### Multiple Software Selections:

- M04-2 Simplex packing;
- M04-D Duplex packing;
- M04-4 Reduce weight method packing;
- M04-5 Bulk Scale (continuous weighing);
- M04-6/6D Liquid filling(simplex/duplex);

### Highlight Features

#### Button Functions

Quick access key can be set to facilitate formulation selection, batch setting, parameter calibration and other operations.

#### Auxiliary logic programming function

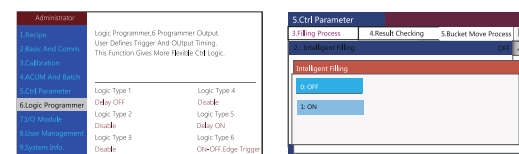
Up to 6 sets of logic trigger signals can be defined and simple logic signal output can be configured to control the upper barrel, gland, coding and other auxiliary devices.

#### Database

It can store 20 groups of recipes. For each formula can input target value, fast/slow feed drop value and other parameters.

#### Intelligent feeding control

Automatic adjustment of fast feeding, slow feeding, filling scale speed and accuracy to achieve the best.



### Multiple Communication Methods

- RS232 + RS232/RS485 selectable;
- M04-2, M04-4, M04-5, M04-6: 8 Inputs/12 Outputs  
M04-D, M04-6D: 12 Inputs/17 Outputs for starting, stopping, zeroing, clamping/loosening bags, etc.;
- Modbus TCP for connecting PC, PLC, printer etc. (M04-2 & M04-5);
- USB for importing and exporting data or working parameters, upgrading software or customizing boot screen.;



# M04

## Weighing Controller Stainless Steel Version



M04 weighing controller is designed for dynamic weighing applications like: packing, bulking, and liquid filling, widely used in grain and seeds, feeds, fertilizer, cement and concrete, and the chemical industries.

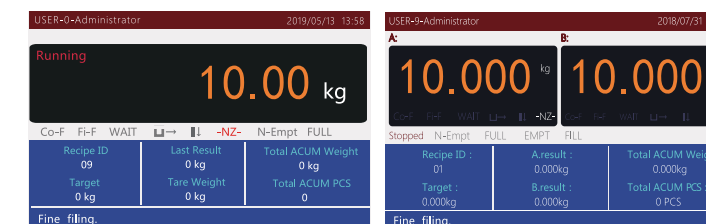
## DESCRIPTION



### Application Software

#### Multiple Software Selections:

- M04-2 Simplex packing;
- M04-D Duplex packing;
- M04-4 Reduce weight method packing;
- M04-5 Bulk Scale (continuous weighing);
- M04-6/6D Liquid filling(simplex/duplex);



### Industrial Design

- Stainless steel case, robust and durable;
- 5-inch LCD screen plus button input, user-friendly operation;
- 20 species formula for different weight ranges and materials packing;



### Multiple Communication Methods

- RS232 + RS232/RS485 selectable;
- M04-2, M04-4, M04-5, M04-6: 8 Inputs/12 Outputs  
M04-D, M04-6D: 12 Inputs/17 Outputs for starting, stopping, zeroing, clamping/loosening bags, etc.;
- Modbus TCP for connecting PC, PLC, printer etc. (M04-2 & M04-5);
- USB for importing and exporting data or working parameters, upgrading software or customizing boot screen.;



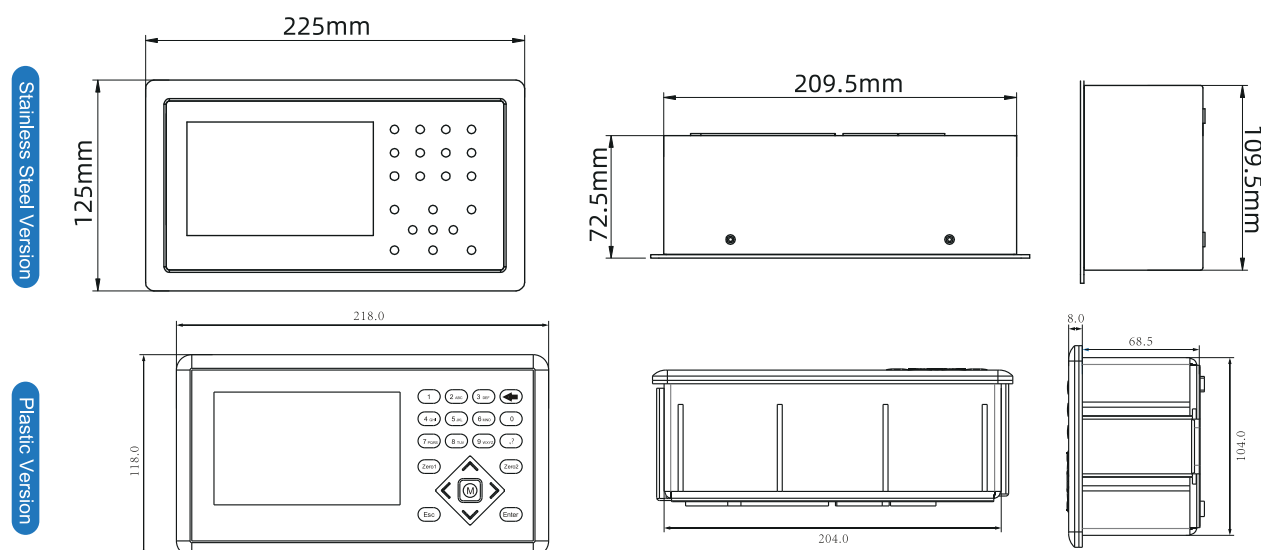


## Specifications

General Specifications	Model	M04
	Power supply	AC 90~260V 50Hz(60Hz) $\pm 2\%$
	Working temperature	-10°C~40°C
	Maximum humidity	90% R.H without dew
	Approval standards	OIML R76, ClassIII 6000 e, 1 $\mu$ V/e
	IP grade	IP65 (front panel)
A/D Conversion	A/D performance	24 bit Delta-Sigma
	A/D conversion speed	120/240/480/960 times/sec
	Non-linearity	0.01%F.S
	Gain drift	10PPM/°C
	Input sensitivity	0.02 $\mu$ V/d
	Display accuracy	1/100,000
	Input range	0.02~15mV
	Sensor power supply	DC5V 125mA(Max)
Application Software	Input impedance	10M $\Omega$
	Zero steady range	Maximum 0.002 ~ 15mV(Load Cell 3mV/V)
	1.M04-2 Simplex packing;	
	2.M04-D Duplex packing;	
	3.M04-4 Reduce weight method packing;	
	4.M04-5 Bulk scale (continuous weighing);	
	5.M04-6/6D Liquid filling(simplex/duplex);	

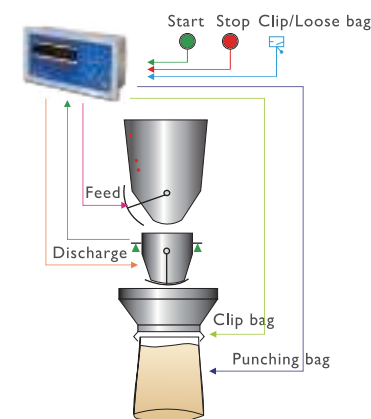
## Dimension

Unit:mm

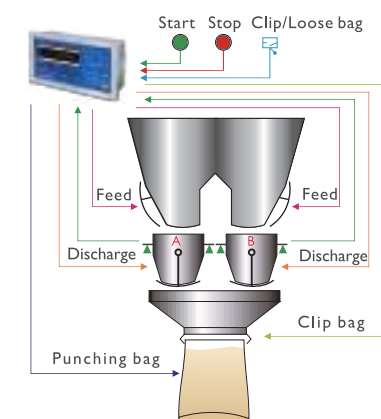


\*Specification and dimension may be upgraded, please consult sales manager for the latest info.

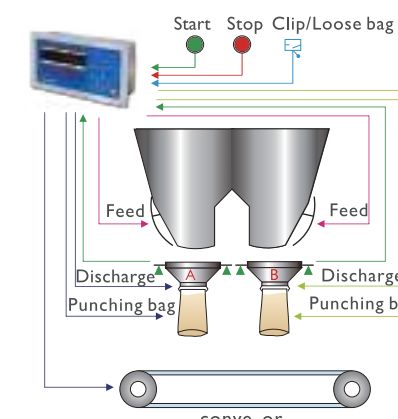
## Application



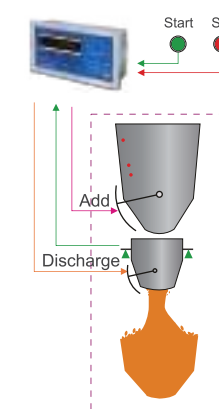
Single Channel Packaging Controller with Hopper



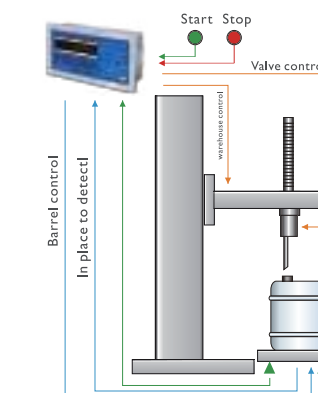
Double Channel Packaging Controller with Hopper



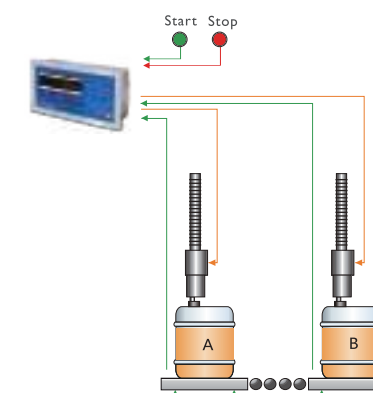
Double Channel Packaging Controller without Hopper



Continuous Weighing



Single Nozzle for Liquid Filling Application



Double Nozzle for Liquid Filling Application

# GMC-P7

## Touch Screen Weighing Controller



GMC-P7 weighing controller is designed for dynamic weighing/packing/batching applications, widely used in grain and seeds, feeds, rubber and plastic, and the chemical industries.

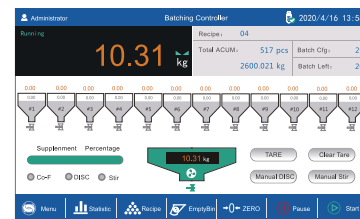
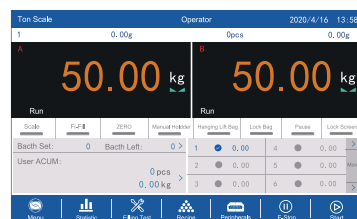


## DESCRIPTION

### Application Software

#### Multiple Software Selection:

- Simplex packing;
- Duplex packing;
- Reduce weight method packing;
- Bulk Scale (Continuous weighing);
- Batching scale.



### User-friendly Design

- 7-inch touch screen, interactive design, and easy operation;
- Record the weight of every pack, million data storage and export.



### Multiple Communication Methods



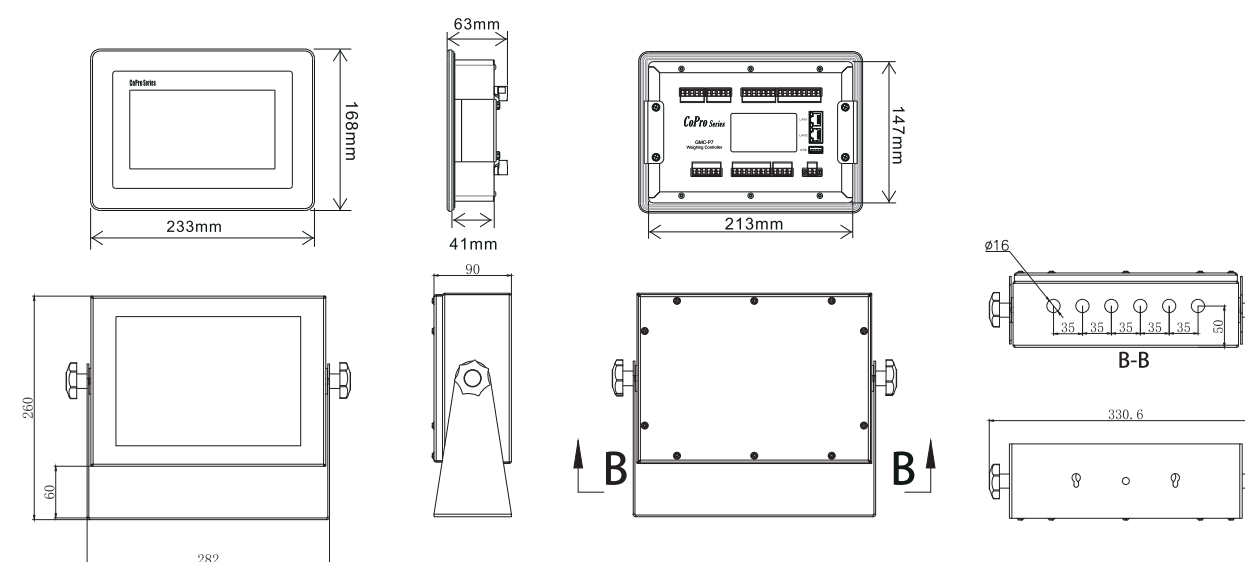
- **RS232+RS485** for connecting PC, PLC, Printer, Label Printer, Remote Display, Code Printer, or other external devices, for reading and setup remotely;
- **12 Input/16 Output** for starting, stopping, unloading, clamping/loosening bags, etc.;
- **Modbus TCP** for connecting PC, PLC, Printer, etc., for reading remotely;
- **USB** for importing and exporting recipes, I/O function communication parameters and other working parameters, upgrading system software, customizing boot screen, etc.

## Specifications

General Specifications	Model	GMC-P7 (CoPro Series)
	Power Supply	DC 24V plus or minus 5%
	Working temperature	-10℃~40℃
	Maximum humidity	90% R.H without dew
	Testing standards	Class III 6000 e, 1 μ V/e
	Power consumption	About 15 w
Measurement Parameters	A/D performance	24 bit Delta-Sigma
	A/D conversion speed	120/240/480 times/sec
	Non-linearity	0.01%F.S
	Gain drift	10PPM/℃
	Input sensitivity	0.02μV/d
	Display Accuracy	1/100,000
	Input range	0.02~15mV
	Sensor power supply	DC5V 125mA(Max)
	Input impedance	10MΩ
Application Software	Zero steady range	Maximum 0.002 ~ 15mV(Load Cell 3mV/V)
	<div><div><ul style="list-style-type: none"><li>• Simplex packing;</li><li>• Reduce weight method packing;</li><li>• Batching scale.</li></ul></div><div><ul style="list-style-type: none"><li>• Duplex packing;</li><li>• Bulk Scale (Continuous weighing);</li></ul></div></div>	
Function extension	Equipped with GMA-X1 automatic traction module, reduce workforce cost	

## Dimension

Unit:mm



\*Specification and dimension may be upgraded, please consult sales manager for the latest info.



# GMC-P7(F8)

## Touch Screen Weighing Controller

(Digital Version Available)



GMC-P7(F8) is a high precision weighing controller with 7-inch touch screen. It is easy for operation and checking data. The new algorithm and optimized A/D conversion scheme make the weighing transmission faster and more accurate. A variety of optional communication interfaces make it easier to interact with data between various equipment systems, It can be used in harsh environment for the applications of platform scale silo weighing, animal weighing, counting, and truck scale.



## HARDWARE CONFIGURATION



### Standard:

- 5 input (TTL), 5 output (TTL), I/O position can be customized;
- 2 RS485 and 1 RS232;
- Modbus TCP;

### Options:

- Profinet or Ethernet/IP;
- 1 analog output;
- 4 relay output;



### Digital Version

#### Standard:

- RS485+ RS232;
- 1 RS485 for digital loadcell interface;
- 5 inputs 5 outputs I/O;
- USB for software upgrading;


#### Options:

- Analog output;
- ModbusTCP or Ethernet/IP or Profinet;



## SOFTWARE SELECTION

- Standard weight transmitting
- Static checkweighing,



# GMC-P7(F8)

## Touch Screen Weighing Controller

(Static Checkweighing Application)



## FEATURES & FUNCTIONS



- 7-inch touch screen, intuitive display, better interaction, easy operation;
- Stainless steel, front panel IP65, strong anti-interference;
- 50 editable formulas for user switching easily;
- Support micro printer and EPSON serial printer, table head and foot is editable;
- 4 million data storage, USB for exporting data;
- Check history records by selecting time or product name;
- Cumulative batches of weights qualified can be recorded;
- Continuous taring function;
- Analog output function;
- Standard 5 IN/5 OUT I/O ports;
- Two-level filtering function dealing with data fluctuating;
- Customized boot screen;
- Multilevel user authority management (operator, administrator);



## APPLICATION

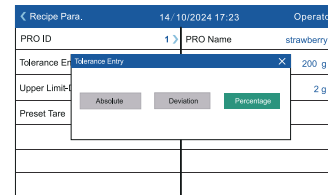


## Static Weighing Function

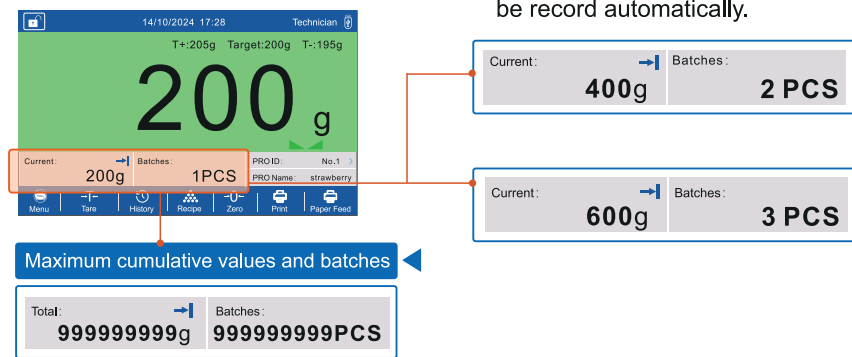
- The weighing result is clear.



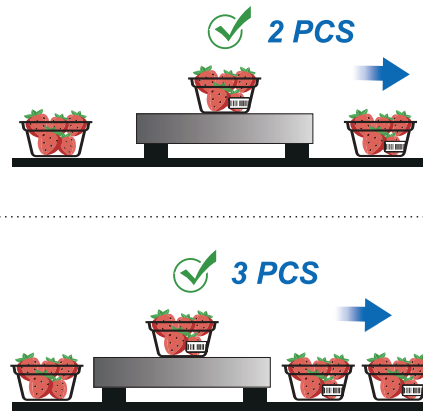
- Three tolerance modes: absolute, deviation, percentage; easy to use;



- Recording the accumulated weights and batches, easy to manage;




When it reaches qualified weights, the total weights and batches will be record automatically.




### Non-target mode

Record the qualified cumulative weights and batches.

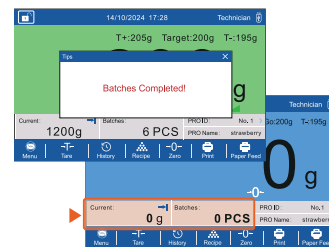


### Target-mode

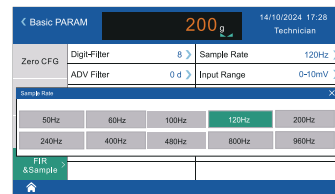
Reach the target weighing batch.



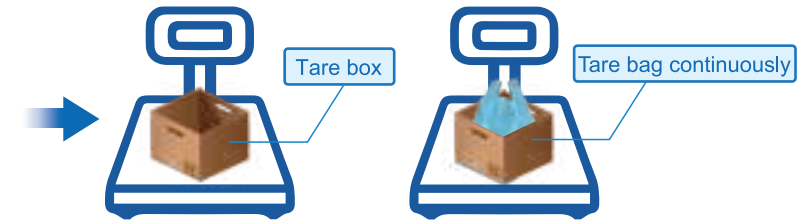
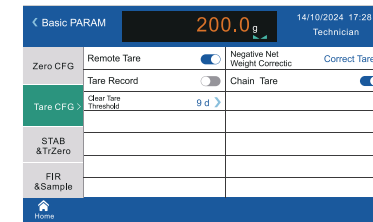
After reaching the target batch, the completion alarm pop up, and the cumulative weights and batches will be cleared.



- Two-level filtering:** dealing with data fluctuating, make it stable;
- Multilevel sampling rate, more choice for user.



- Continuous taring;



## Formula Function

PRO ID	PRO Name	Target Value	Upper Limit	Lower Limit	Preset Tare
1	strawberry	5 g	5 g	5 g	5 g
2	cherry	5 g	5 g	5 g	5 g
3	bread	5 g	5 g	5 g	5 g
4	apple	5 g	5 g	5 g	5 g
5	orange	5 g	5 g	5 g	5 g
6	avocado	5 g	5 g	5 g	5 g

Recipe number	PRO Name	Target Value	Upper Limit	Lower Limit	Preset Tare
No.1	strawberry	200g	205g	195g	10g
No.2	cherry	500g	505g	495g	15g
No.3	bread	800g	805g	795g	5g
No.4	apple	1000g	1005g	995g	10g
No.5	orange	500g	510g	490g	16g
No.6	avocado	500g	505g	495g	13g

- 50 formulas setting:**

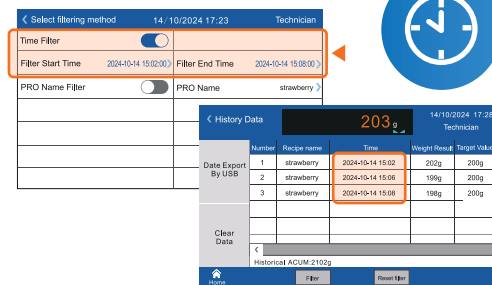
each formula has a corresponding number, name, and supports three tolerance modes.

## History Record Function

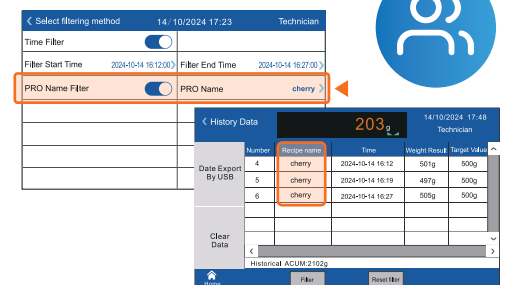
- 4 million history records, including serial number, formula name, time, weighing result, target value, upper limit, lower limit.

Number	Recipe name	Time	Weight Result	Target Value
1	strawberry	2024-10-14 15:02	205g	200g
2	strawberry	2024-10-14 15:06	195g	200g
3	strawberry	2024-10-14 15:08	198g	200g
4	cherry	2024-10-14 16:12	501g	500g
5	cherry	2024-10-14 16:19	497g	500g
6	cherry	2024-10-14 16:27	505g	500g

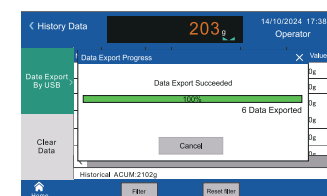
Check history records by selecting the filter of time



Check history records by selecting the filter of product name



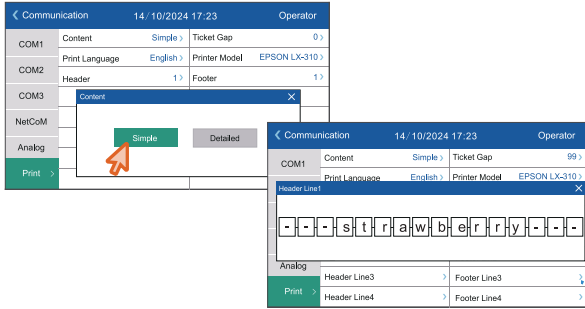
- USB for exporting the history data;





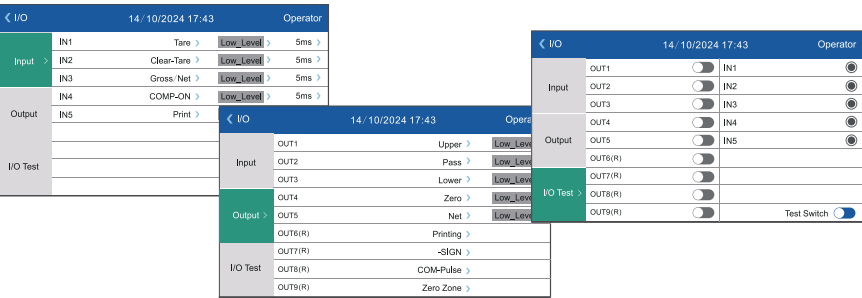
## Printing Function

- Support micro printer and EPSON serial printer, table head and foot is editable;  
Available for Chinese/English printing, simple/standard format printing;




Simple format	Standard format
---strawberry---	---strawberry---
Date 14/10/2024	Date 14/10/2024
Time 15:45:00	Time 15:45:00
TNO. 62	TNO. 62
Net +503 g	Gross +503 g
	Net +503 g
	Tare +0 g
Check HI	Check HI
Sum 10693 g	Tareget +500 g
Batches 44PCS	Tol_H +3 g
	Tol_L +3 g
	Entry Deviation
	Sum 10693 g
	Batches 44PCS
general-measure-	general-measure-

## I/O Function



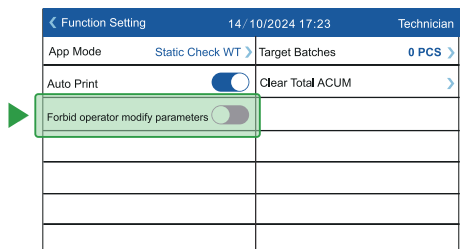
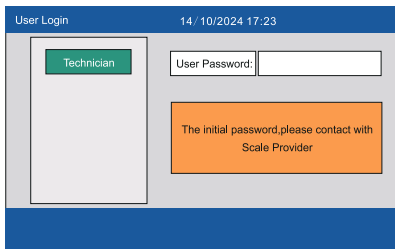
- Standard 5 inputs 5 outputs  
I/O ports, optional 4 relay outputs;
- Support I/O testing funtions;

## Boot Screen Function



## User Authority Function

- Two-level authority, support admin to manage operator behavior.

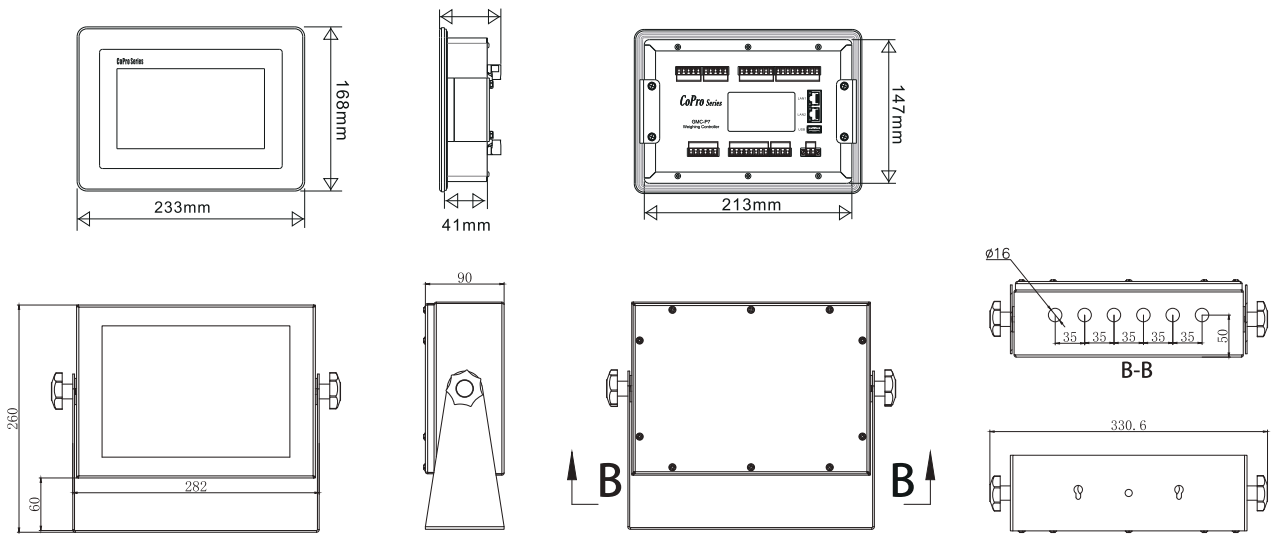


## Specifications

	Model	GMC-P7 F8	GMC-P7 F8 Digital Version
General Specifications	Power Supply	DC 24V±5%	
	Working temperature	-10°C~40°C	
	Maximum humidity	90% RH.without dew	
	Testing standards	Class III 6000 e,1μV/d	
	Power consumption	About 15W	
Measurement Parameters	A/D performance	24 bit Delta-Sigma	N/A
	A/D conversion speed	50~960 times/per second	N/A
	Non-linearity	0.01%F.S	N/A
	Gain drift	10PPM/°C	N/A
	Input sensitivity	0.02μV/d	N/A
	Input range	0.02~15mV	N/A
	Display Accuracy	1/100,000	1/100,000
	Sensor power supply	DC 5V 125mA(Max)	DC 12V 250mA
	Input impedance	10MΩ	N/A
	Zero steady range	Maximum 0.002 ~ 15mV(Load Cell 3mV/V)	N/A

## Dimension

Unit:mm



\*Specification and dimension may be upgraded,  
please consult sales manager for the latest info.

# GM9907-L2/LD

## Packing Controller

(L2:Simplex Packing LD:Duplex Packing)



GM9907-L2/LD is the simplex/duplex packing controller , widely used for, granule packing scale, powder packing scale, big bag, valve type scale-cement, etc.



### Version Features

#### User-Friendly · Better Experience

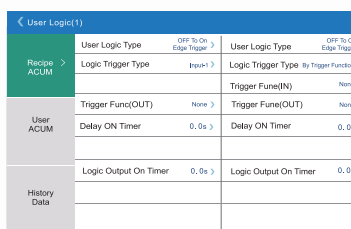

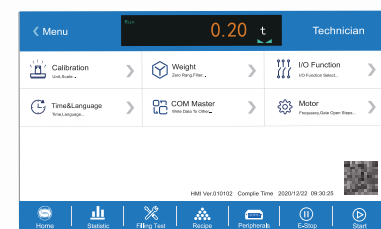
- Memory card build in, 7-inch touch screen for displaying clearly and operating easily, Single/double scale interface mode switching;



- **L2:** Simplex packing; **LD:** Duplex packing; can be choosed, interface displayed accordingly;

- Multi-Mode: With Hopper, No Hopper, Big Bag Scale,Valve Scale,PLC;

- Self-Adaptive: I/O Programmable;



### Communication

#### RS485+RS232

- For connecting PC,PLC,Printer,Label Printer, Remote Display,Code Printer,or other external devices,for reading and setup remotely;

#### USB

- For importing and exporting recipes,works,I/O function communication and other parameters, upgrading system software,customizing boot screen,etc;

#### 12 Input/16 Output

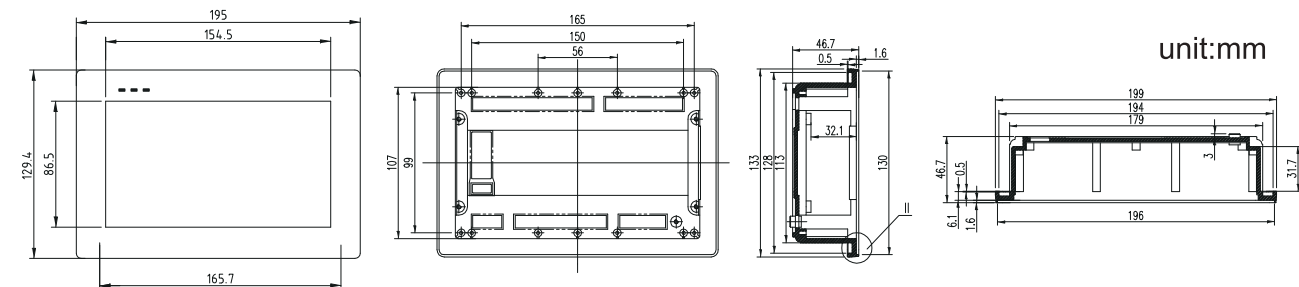
- For starting,stopping, feeding, unloading, clamping/loosening bags,etc;

#### Modbus TCP

- For connecting PC, PLC, Printers,etc., for reading remotely.

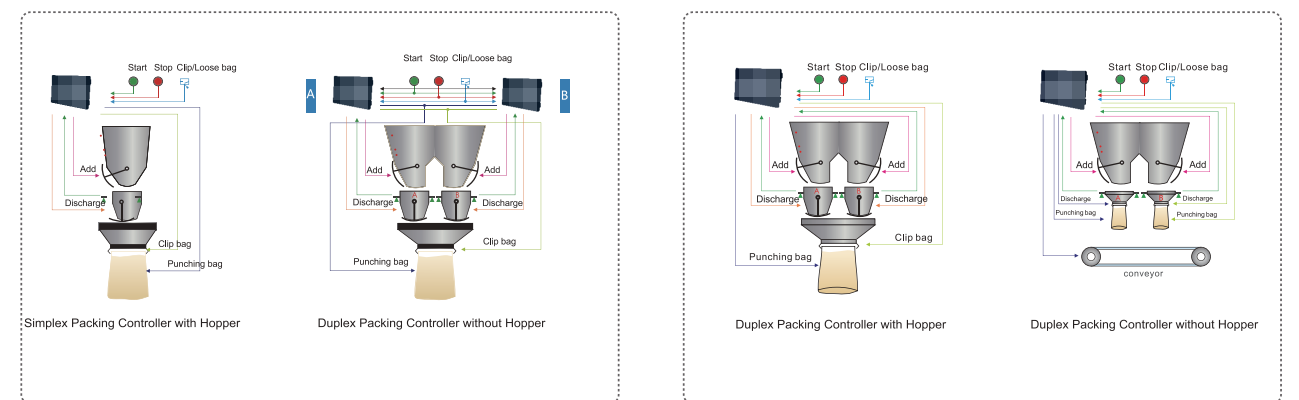
### Specifications

General Specifications	Model	GM9907-L2/LD
	Power Supply	DC24V
	Operating Temperature	-10~40℃
	Maximum Humidity	90%R.H without dew
	Test Standard	ClassIII 6000 e, 1 μV/e
	Power Consume	About 15W
Weighing Parameters	A/D Converter type	24 bit Sigma-Delta
	A/D Conversion Rate	120/240/480/960 times /sec
	Non-Linear	0.01%F.S
	Gain Drifting	10PPM/℃
	Minimum Sensitivity	0.02μV/d
	Analog Input Range	0.02~15mV
	Display Accuracy	1/100,000
	Power Source for Load Cell	DC5V 125mA(MAX)
I/O Interfaces and Communications	Input Resistance	10MΩ
	Zero Point Adjustment Range	0.002~15mV(load cell 3mV/V)
	12 Input 16 Output, I/O Selectable	
	12 Input, Active-low	
	Start, Emergency stop, Stop, Zeroing, Clear alarm, Clear total ACUM, Bag Lock/Unlock, Manual discharge, Manual fine flow, Manual coarse flow, Change recipe, Empty material	
	16 Output, Single drive current 500mA	
	Run, Stopped, Coarse flow, Medium flow, Fine fow, Bag lock, Result waiting, Ready, Discharge, -NZ-, Pat bag, FILL, EMPT, Alarm Batch complete Over/Under	



\*Specification and dimension may be upgraded, please consult sales manager for the latest info.

### Application



GM9907-L2

GM9907-LD



# GM9907-L4

## Reduce weight method Packing Controller



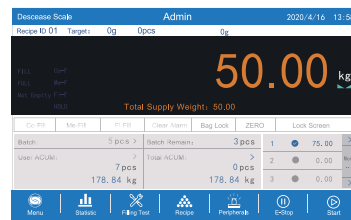
GM9907-L4 is designed for Loss-in-weightItt bagging machine. It can be widely used in rice, grains, feeds, chemical industries etc.



### Version Features

#### User-Friendly · Better Experience

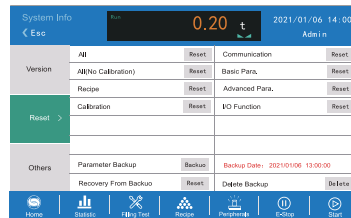
- Memory card build in, 7-inch touch screen for displaying clearly and operating easily;



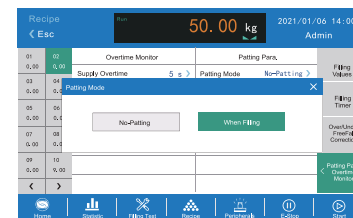
- It can store 20 groups of recipes, 9 groups of users accumulation data;



- Data backup and recovery function can save the optimal parameters and improve the working efficiency;



- Starting patting mode when filling material to shape bags by setting relevant parameter;



### Communication

#### RS485+RS232

- For connecting PC,PLC,Printer,Label Printer, Remote Display,Code Printer,or other external devices,for reading and setup remotely;

#### USB

- For importing and exporting recipes,works,I/O function communication and other parameters, upgrading system software,customizing boot screen,etc;

#### 12 Input / 16 Output

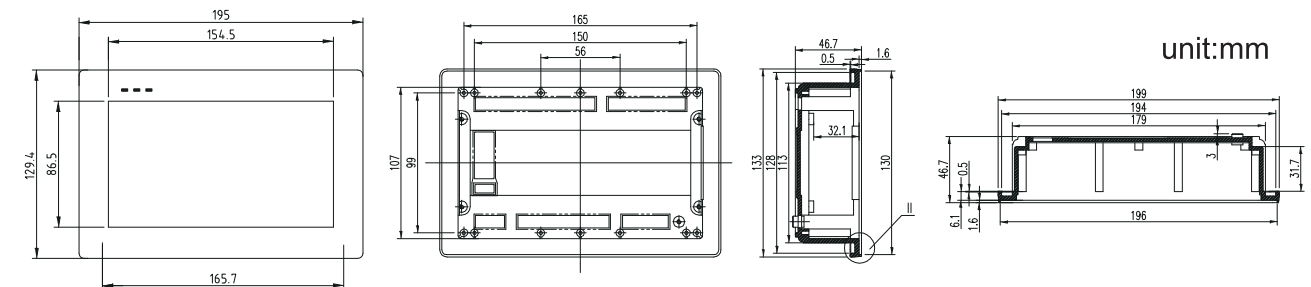
- For starting,stopping, feeding, unloading, clamping/loosening bags,etc;

#### Modbus TCP

- For connecting PC, PLC, Printers,etc., for reading remotely.

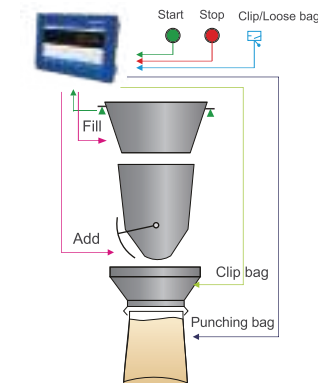
### Specifications

General Specifications	Model	GM9907-L4
	Power Supply	DC24V
	Operating Temperature	-10~40℃
	Maximum Humidity	90%R.H without dew
	Test Standard	ClassIII 6000 e, 1 μV/e
	Power Consume	About 15W
Weighing Parameters	A/D Converter type	24 bit Sigma-Delta
	A/D Conversion Rate	120/240/480/960 times /sec
	Non-Linear	0.01%F.S
	Gain Drifting	10PPM/℃
	Minimum Sensitivity	0.02μV/d
	Analog Input Range	0.02~15mV
	Display Accuracy	1/100,000
	Power Source for Load Cell	DC5V 125mA(MAX)
	Input Resistance	10MΩ
I/O Interfaces and Communications	Zero Point Adjustment Range	0.002~15mV(load cell 3mV/V)
	12 Input 16 Output, I/O Selectable	
	12 Input, Active-low	
I/O Interfaces and Communications	Start, Emergency stop, Stop, Zeroing, Clear alarm, Change recipe, Bag Lock/Unlock, Manual discharge, Manual fine flow, Manual coarse flow, Clear total ACUM. etc.	
	16 Output, Single drive current 500mA	
	Run, Stopped, Coarse flow, Medium flow, Fine flow, Bag lock, Result waiting, Pat bag, FILL,Batch complete, Supply full, Pause, etc.	



\*Specification and dimension may be upgraded, please consult sales manager for the latest info.

### Application



Reduce weight method packing

# GM9907-L5

## Bulk Scale Controller

(Continuous Weighing)



GM9907-L5 is designed for bulk scale to solve the problem of batch weight and automatic totalizing of incoming and outgoing material. it can be used widely used in chemical, grain, feeds. construction and harbor logistics industries etc.



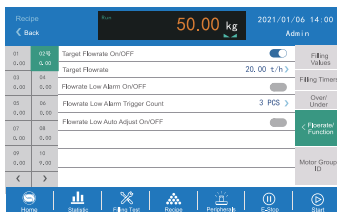
### Version Features

#### User-Friendly · Better Experience

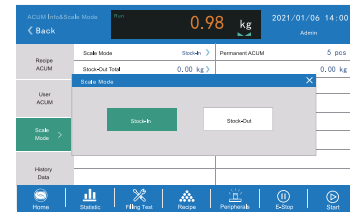
- Memory card build in, 7-inch touch screen for displaying clearly and operating easily;



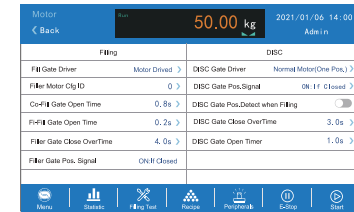
- Flow rate function can discharge material automatically and alarm when flow rate is low, which is more intelligent;



- Two scale mode: Stock-In or Stock-Out; Data information is more convenient to operate;

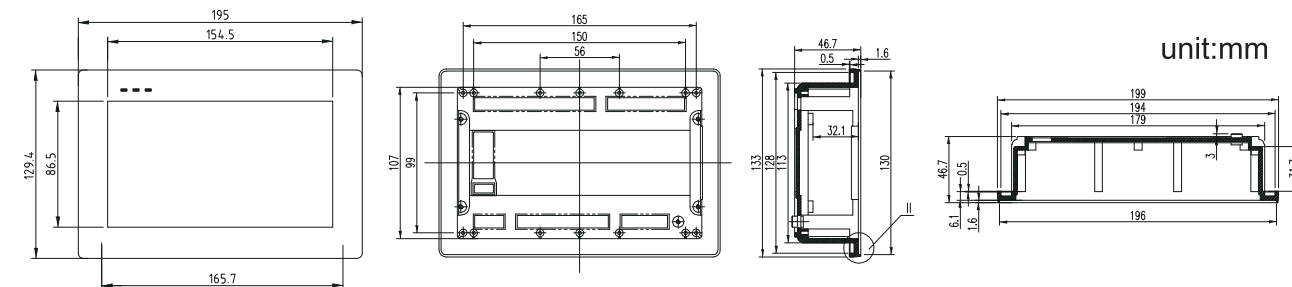


- Two packing mode: Motor or Pneumatic; Add/Discharge feed is more convenient;



### Specifications

General Specifications	Model	GM9907-L5
	Power Supply	DC24V
	Operating Temperature	-10~40°C
	Maximum Humidity	90%R.H without dew
	Test Standard	ClassIII 6000 e, 1 μV/e
	Power Consume	About 15W
Weighing Parameters	A/D Converter type	24 bit Sigma-Delta
	A/D Conversion Rate	120/240/480/960 times /sec
	Non-Linear	0.01%F.S
	Gain Drifting	10PPM/°C
	Minimum Sensitivity	0.02μV/d
	Analog Input Range	0.02~15mV
	Display Accuracy	1/100,000
	Power Source for Load Cell	DC5V 125mA(MAX)
	Input Resistance	10MΩ
I/O Interfaces and Communications	Zero Point Adjustment Range	0.002~15mV(load cell 3mV/V)
	12 Input 16 Output, I/O Selectable	
	12 Input, Active-low Start, Emergency stop, Stop, Zeroing, Clear alarm, Fill permission, Clogged, Manual fine flow, etc.	
	16 Output, Single drive current 500mA Run, Stopped, Clogged, Coarse flow, Fine flow, Result waiing, Over/under, Alarm, Stock-out Done, Last feed, Disc, -Nz-, etc	



\*Specification and dimension may be upgraded, please consult sales manager for the latest info.

### Application

#### Communication

##### RS485+RS232

- For connecting PC, PLC, Printer, Label Printer, Remote Display, Code Printer, or other external devices, for reading and setup remotely;

##### USB

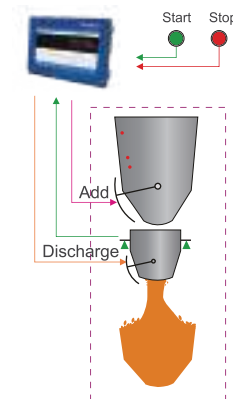
- For importing and exporting recipes, works, I/O function communication and other parameters, upgrading system software, customizing boot screen, etc;

##### 12 Input / 16 Output

- For starting, stopping, feeding, unloading, clamping/loosening bags, etc;

##### Modbus TCP

- For connecting PC, PLC, Printers, etc., for reading remotely.



Continuous Weighing



# GM9907-L6/L6D

## Liquid Filling Controller



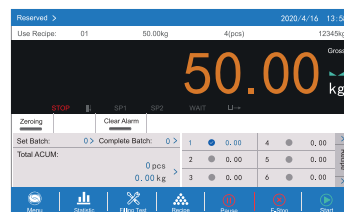
GM9907-L6/L6D is designed for single/double nozzle liquid filing applications. It can widely used in food&beverage, chemical, coating industries and so on.



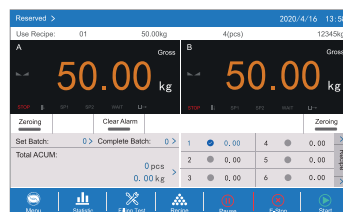
### Version Features

#### User-Friendly · Better Experience

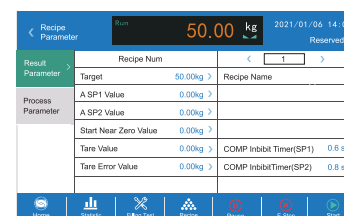
- Memory card build in, 7-inch touch screen for displaying clearly and operating easily;



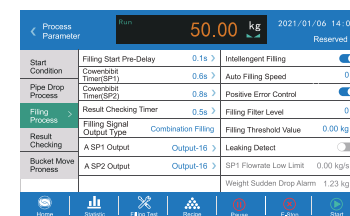
- L6/L6D single or double nozzle liquid filling applications can be chosen. UI changed accordingly.



- It can store 20 pieces of formulation for different materials filling.

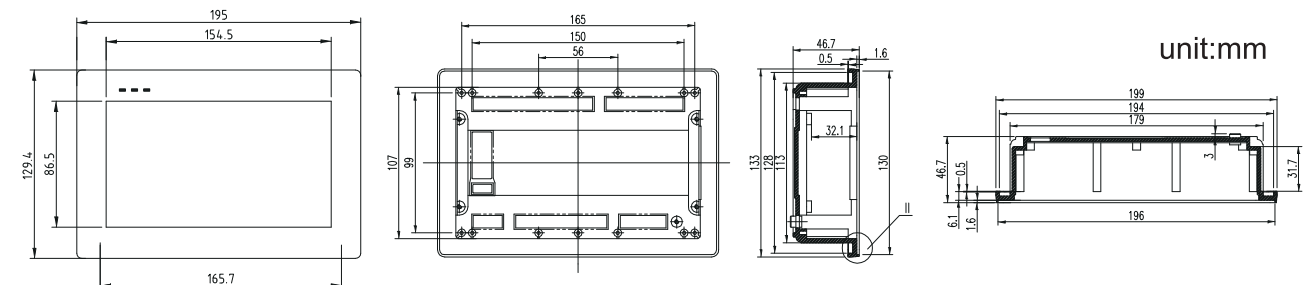


- Automatic 2-filling speed, feed control function, easy to connect with front-end equipment.



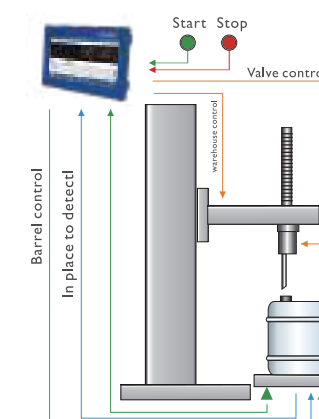
### Specifications

General Specifications	Model	GM9907-L6/L6D
	Power Supply	DC24V
	Operating Temperature	-10~40℃
	Maximum Humidity	90%R.H without dew
	Test Standard	ClassIII 6000 e, 1 μV/e
	Power Consume	About 15W
Weighing Parameters	A/D Converter type	24 bit Sigma-Delta
	A/D Conversion Rate	120/240/480/960 times /sec
	Non-Linear	0.01%F.S
	Gain Drifting	10PPM/℃
	Minimum Sensitivity	0.02μV/d
	Analog Input Range	0.02~15mV
	Display Accuracy	1/100,000
	Power Source for Load Cell	DC5V 125mA(MAX)
	Input Resistance	10MΩ
I/O Interfaces and Communications	Zero Point Adjustment Range	0.002~15mV(load cell 3mV/V)
	12 Input, Active-low	Start, Emergency stop, Zeroing, Clear alarm, Switch formula, Dropping/lifting nozzle, feeding, etc
	16 Output, Single drive current 500mA	Run, Stop, Fast feeding, Slow feeding, Constant value, Over/Under weight, Alarm, Move barrel, dropping nozzle, Batching finish, etc.

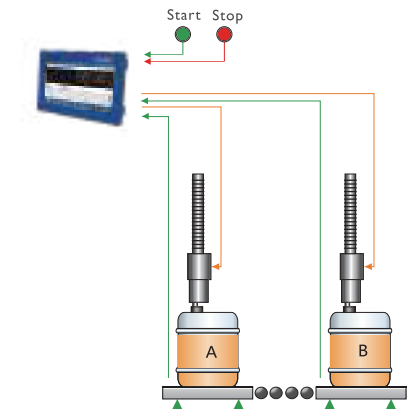


\*Specification and dimension may be upgraded, please consult sales manager for the latest info.

### Application



Single Nozzle for Liquid Filling Application



Double Nozzle for Liquid Filling Application

### Communication

#### RS485+RS232

- For connecting PC,PLC,Printer,Label Printer, Remote Display,Code Printer,or other external devices,for reading and setup remotely;

#### USB

- For importing and exporting recipes,works,I/O function communication and other parameters, upgrading system software,customizing boot screen,etc;

#### 12 Input / 16 Output

- I/O programmble.

#### Modbus TCP

- For connecting PC, PLC, Printers, etc., for reading remotely.

# GM9907-LB

## Batching Scale Controller



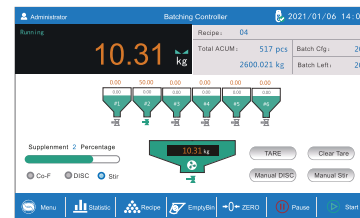

GM9907-LB is designed for batching scale that can sort feeding orders of a variety of materials. It can be widely used in concrete mixing, bituminous mixing, metallurgy, chemical, feeds industries etc.



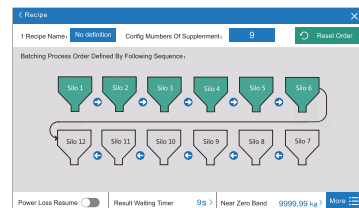
### Version Features

#### User-Friendly · Better Experience

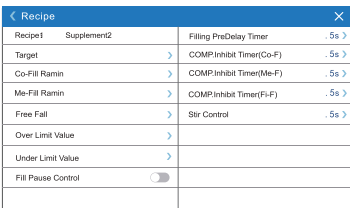
- Memory card build in, Dynamic batching process can be graphically displayed for better understanding and monitoring.



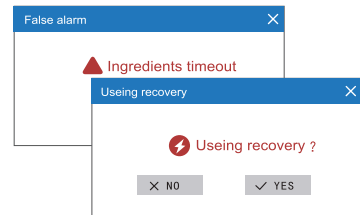
- Support the batching of 12 kinds of materials. It can be customized according to the batching process sequence, which is flexible to use;



- The working process is clear. Feeding value and time of the material can be set, and real-time feeding dynamic can be displayed;

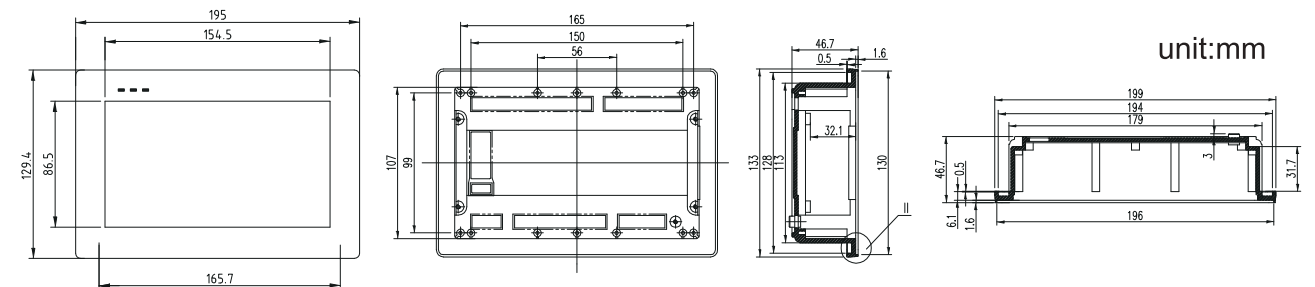


- User-friendly design: Save function when power down and monitoring alarm function;



### Specifications

General Specifications	Model	GM9907-LB
	Power Supply	DC24V
	Operating Temperature	-10~40℃
	Maximum Humidity	90%R.H without dew
	Test Standard	ClassIII 6000 e, 1 μV/e
	Power Consume	About 15W
Weighing Parameters	A/D Converter type	24 bit Sigma-Delta
	A/D Conversion Rate	120/240/480/960 times /sec
	Non-Linear	0.01%F.S
	Gain Drifting	10PPM/℃
	Minimum Sensitivity	0.02μV/d
	Analog Input Range	0.02~15mV
	Display Accuracy	1/100,000
	Power Source for Load Cell	DC5V 125mA(MAX)
I/O Interfaces and Communications	Input Resistance	10MΩ
	Zero Point Adjustment Range	0.002~15mV(load cell 3mV/V)
	12 Input 16 Output, I/O Selectable	
	12 Input, Active-low Start, Emergency stop, Stop, Pause, ZERO, Clear alarm, Change recipe, M-DISC permission, TARE, Clear tare, Manual stir, etc.	
I/O Interfaces and Communications	16 Output, Single drive current 500mA Run, Stopped, Coarse flow, Medium flow, Fine flow, Result waiting, Over/under, DISC, -NZ-, Alarm, Stir, etc.	



\*Specification and dimension may be upgraded, please consult sales manager for the latest info.

### Application

#### Communication

##### RS485+RS232

- For connecting PC,PLC,Printer,Label Printer, Remote Display,Code Printer,or other external devices,for reading and setup remotely;

##### USB

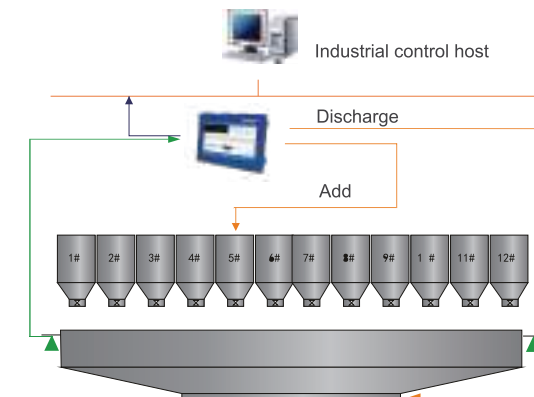
- For importing and exporting recipes,works,I/O function communication and other parameters, upgrading system software,customizing boot screen,etc;

##### 12 Input/16 Output

- For starting, stopping, feeding, unloading, clamping/loosening bags, etc;

##### Modbus TCP

- For connecting PC, PLC, Printers, etc., for reading remotely.



Batching, up to 12 materials



# Highly Visible Remote Display

Remote display is a outdoor truck scale weight display of highest quality with full stainless steel body with IP65 standard, which is the ultra light LED display with wide viewing angle of 170 degrees and crystal clear under sunlight.



## Remote Display GM8892



High Clarity LED Remote Display  
for Truck Scales



## Remote Display GM8895



High Clarity LED Remote Display  
for Truck Scales



## Communication

Our remote display offer unmatched flexibility with smart data recognition system compatible with indicators for truck scales, such as AD-4321, AD-4323, TOLEDO, Fairbanks, R2500, UMC600, GSE50 serial, Rinstrum, WI-125, WI-127, Df1500 etc.



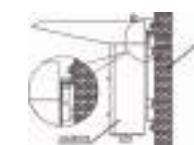
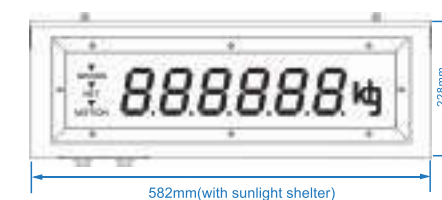
## Standard Specification

Model	GM8892	GM8895
INDICATOR POWER		
Power Supply	90V ~ 260V AC 50Hz(or 60Hz)±2%	90V ~ 260V AC 50Hz(or 60Hz)±2%
Power Consume	20W	40W
DISPLAY		
Display	6 digits, 7 segments, Ultra bright LED	6 digits, 7 segments, Ultra bright LED
Digits Size	2.5"	5.0"
LED Indicators	3 LED, Gross, Net, Motion	3 LED, Gross, Net, Motion
Visible angle	10 degree to 170 degree	10 degree to 170 degree
ENVIORNMENTAL		
Operating Temperature	-10°C to 40°C	-10°C to 40°C
Storage Temperature	-25°C to 70°C	-25°C to 70°C
Humidity	90% R.H without dew	90% R.H without dew
IP Level	IP65	IP65
MECHANICAL DATA		
Dimensions with sun shelter	582×228×200 (L×W×H)	905×295×258 (L×W×H)
Dimensions without sun shelter	578×226×76 (L×W×H)	900×280×107 (L×W×H)
Weight	Approx. 8kgs	Approx. 16kgs
Certification	CE	CE
Enclosure	stainless steel	stainless steel
COMMUNICATION		
Interface	RS485/RS232; Current Circle; Wireless(Optional)	
INDICATOR SUPPORTED		
AD-4321, AD-4323, TOLEDO&Fairbanks, R2500, UMC600, GSE50 serial, Rinstrum, WI-125, WI-127, DF1500		


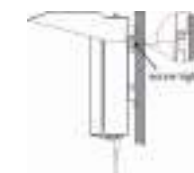
## Dimensions

Unit:mm

### GM8892



### GM8895



\*Specification and dimension may be upgraded,  
please consult sales manager for the latest info.

# GM-JX-M

## GM Load Cell Junction Box



GM-JX-M is a four-wire load cell junction box. In addition to regulating the wiring function, it can compensate and correct the four angle deviation by adjusting the resistance value of the precision potentiometer. In some special weighing occasions when the angle deviation is so large to affect the measurement results, this junction box can effectively solve the user's problems.

## OPERATING INSTRUCTION

### Terminal identification

- GM-JX-M can connect with the analog or digital load cell.

①When applying to the analog load cell:

- EX+: EXCITATION +
- EX-: EXCITATION -
- SIG+: SIGNAL +
- SIG-: SIGNAL -
- SHLD: SHIELD

(When the load cell is six-wire, short-circuit the +excitation and +sense to EX+, short-circuit the -excitation and -sense to EX-.)

②When applying to the digital load cell:

- 12V+: EXCITATION +
- 12V-: EXCITATION -
- A: SIGNAL A
- B: SIGNAL B
- SHLD: SHIELD




### Adjustment Method

①Switches SW1-SW4 can be assigned to control the on-off of each load cell for single-channel load cell adjustment.

②Potentiometer R1-R4 can fine-tune the output signal of each load cell respectively for adjustment of the four corners of the load cell.

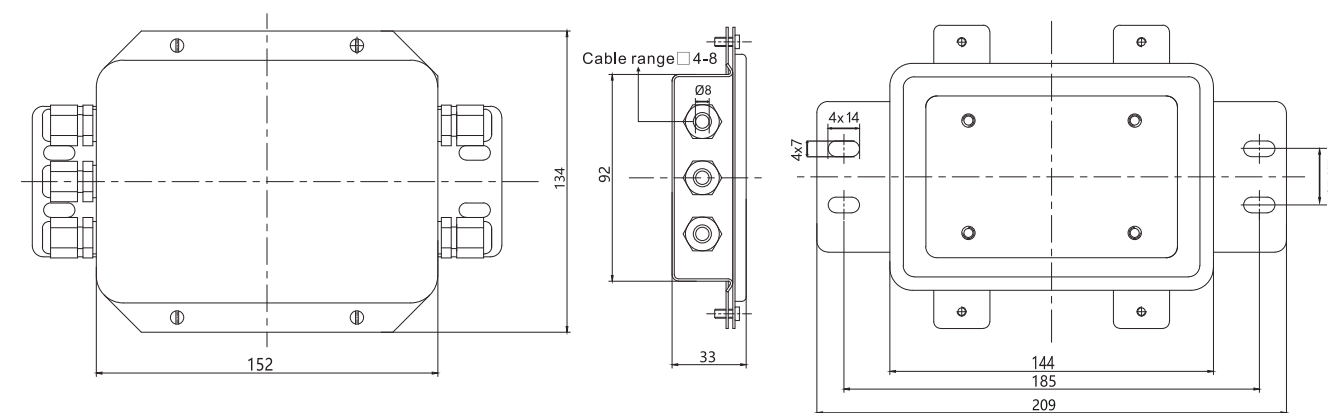
### Four-Angle Deviation Adjustment Method

- Step 1:** Before adjustment, the four-channel potentiometer is gently rotated to the middle position;
- Step 2:** Fine-tune the channel with large deviation to the average value (close the other three channels when observing one channel);
- Step 3:** Repeat step 2 until the millivolt signals of four-channel are similar.



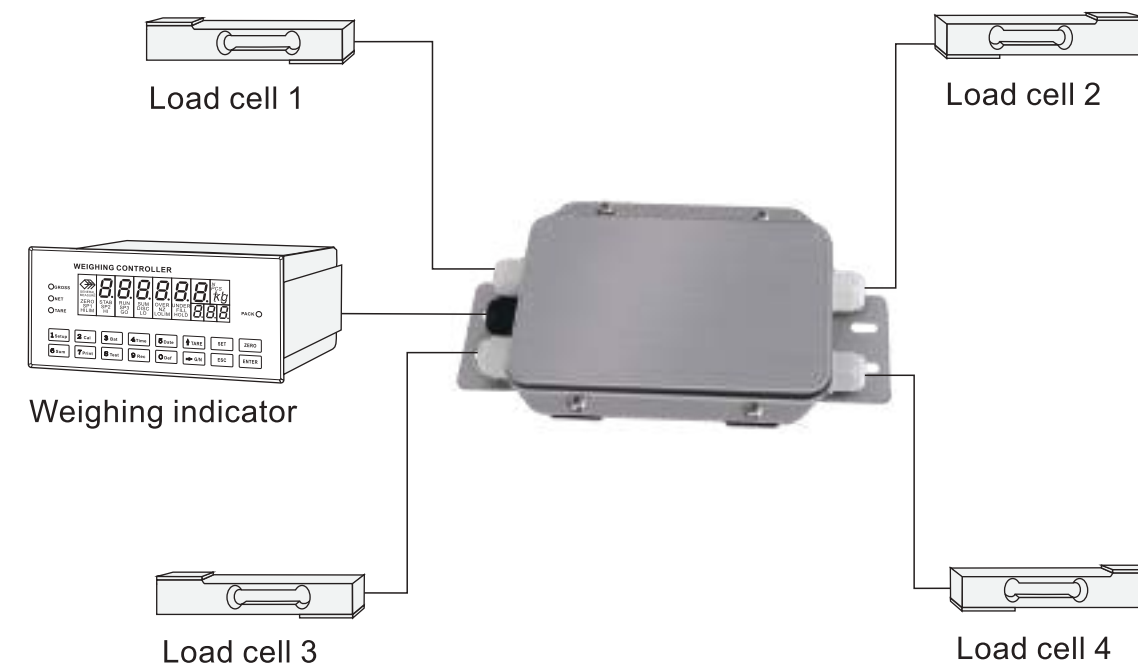
## Dimensions

Unit:mm



\*Specification and dimension may be upgraded, please consult sales manager for the latest info.

## Connection Diagram





# GMA-JB4-Ex

## Intrinsic Safety Explosion-proof Junction Box



GMA-JB4-Ex is an intrinsic safety explosion-proof junction box that supports connections for 4 analog or digital load cell in 4-wire. By adjusting the resistance value of the potentiometer, it compensates for angle deviations, effectively resolving inaccurate weight results caused by angle differences in weighing applications. Stainless steel housing with 5 explosion-proof cable glands(Ex Marking: Ex db IIC Gb, IP Rating: IP66) delivers enhanced protection and superior anti-interference performance. Certified for intrinsic safety explosion-proof standards, it is ideal for deployment in hazardous environments.

● Ex marking: Ex ia IIC T4 Ga ● IP Rating: IP65



## OPERATING INSTRUCTION

### Terminal identification

● GMA-JB4-Ex can connect with the analog or digital load cell.

①When applying to the analog load cell:

- EX+: EXCITATION +
- EX-: EXCITATION -
- SIG+: SIGNAL +
- SIG-: SIGNAL -
- SHLD: SHIELD

(When the load cell is six-wire, short-circuit the +excitation and +sense to EX+, short-circuit the -excitation and -sense to EX-.)

②When applying to the digital load cell:

- 12V+: EXCITATION +
- 12V-: EXCITATION -
- SHLD: SHIELD
- A: SIGNAL A
- B: SIGNAL B

### Adjustment Method

①Switches SW1-SW4 can be assigned to control the on-off of each load cell for single-channel load cell adjustment.

②Potentiometer R1-R4 can fine-tune the output signal of each load cell respectively for adjustment of the four corners of the load cell.

### Four-Angle Deviation Adjustment Method

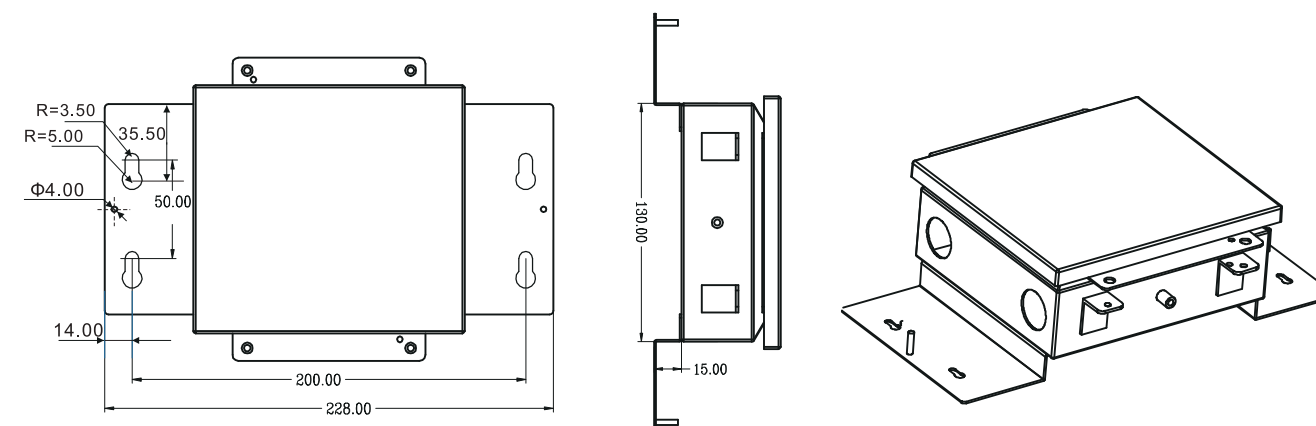
- **Step 1:** Before adjustment, the four-channel potentiometer is gently rotated to the middle position;
- **Step 2:** Fine-tune the channel with large deviation to the average value (close the other three channels when observing one channel);
- **Step 3:** Repeat step 2 until the millivolt signals of four-channel are similar.



## Dimensions

Unit:mm

\*Cable diameters of waterproof connectors. □□5-12mm



\*Specification and dimension may be upgraded, please consult sales manager for the latest info.

## Connection Diagram

Unit:mm

